

### C-face Compatible Units

#### Electro Modules

EM Series Modular Clutches, Brakes and Motor Brakes . . . . . 169

#### UniModules

UM Series Clutch and Clutch/Brake Combinations . . . . . 176

UM-C Series Ceramic Faced Clutch/Brakes . . . . . N/A

#### Enclosed UniModules

EUM Series Clutch and Clutch/Brake Combinations . . . . . 184

EUM-W Series Washdown Clutch/Brakes . . . . . 184

### Shaft and Base Mounted Units

#### Electro Clutches and Brakes

EC Series Shaft Mounted Clutches . . . . . 190

EB Series Shaft Mounted Brakes . . . . . 196

#### Advanced Technology Clutches and Brakes

ATC Series Clutches . . . . . 202

ATB Series Brakes . . . . . 204

#### Packaged Stationary Field Clutches

SFP Clutches . . . . . N/A

#### Electro Pack

EP Series Base Mounted Clutch/Brakes . . . . . 206

EP-C Series Ceramic Faced Base Mounted Clutch/Brakes . . . . . N/A

### Electrically Released Brakes

#### Spring-Set Brakes

ERS Series Static Engaged Brakes . . . . . N/A

ERD Series Dual Purpose Engagement Brakes . . . . . N/A

#### Permanent Magnet Brakes

FB Series Shaft Mounted Brakes . . . . . 214

ER Series Flange Mounted Brakes . . . . . 216

#### EM

UM-FBC Series Clutch/Electrically Released Brakes . . . . . 218

EM-FBB, EM-FBC, EM-MBFB Series Brake Modules . . . . . 222

**Bushing Part Numbers . . . . . 235**

When replacing components in clutches and brakes several guidelines are appropriate. In all cases, when replacing worn friction surfaces both the components need to be replaced. In many cases, the splined hubs should be inspected and replaced if worn.

## Common Replacement practices:

### EM/UM/EUM clutches

- Replace rotor and armature
- Inspect splined hub

### EM/UM/EUM clutch/brakes

- Replace clutch rotor and armature
- Replace brake magnet and armature
- Inspect splined hub

### EC clutches

- Replace clutch rotor and armature

### EB brakes

- Replace magnet and armature

### ATC clutches

- Replace clutch rotor facing and armature facing
- Inspect splined hub

### ATB brakes

- Replace magnet facing and armature facing
- Inspect splined hub

### Electro-Pack clutch/brake

- Replace clutch rotor and armature
- Replace brake magnet and armature
- Inspect splined hub

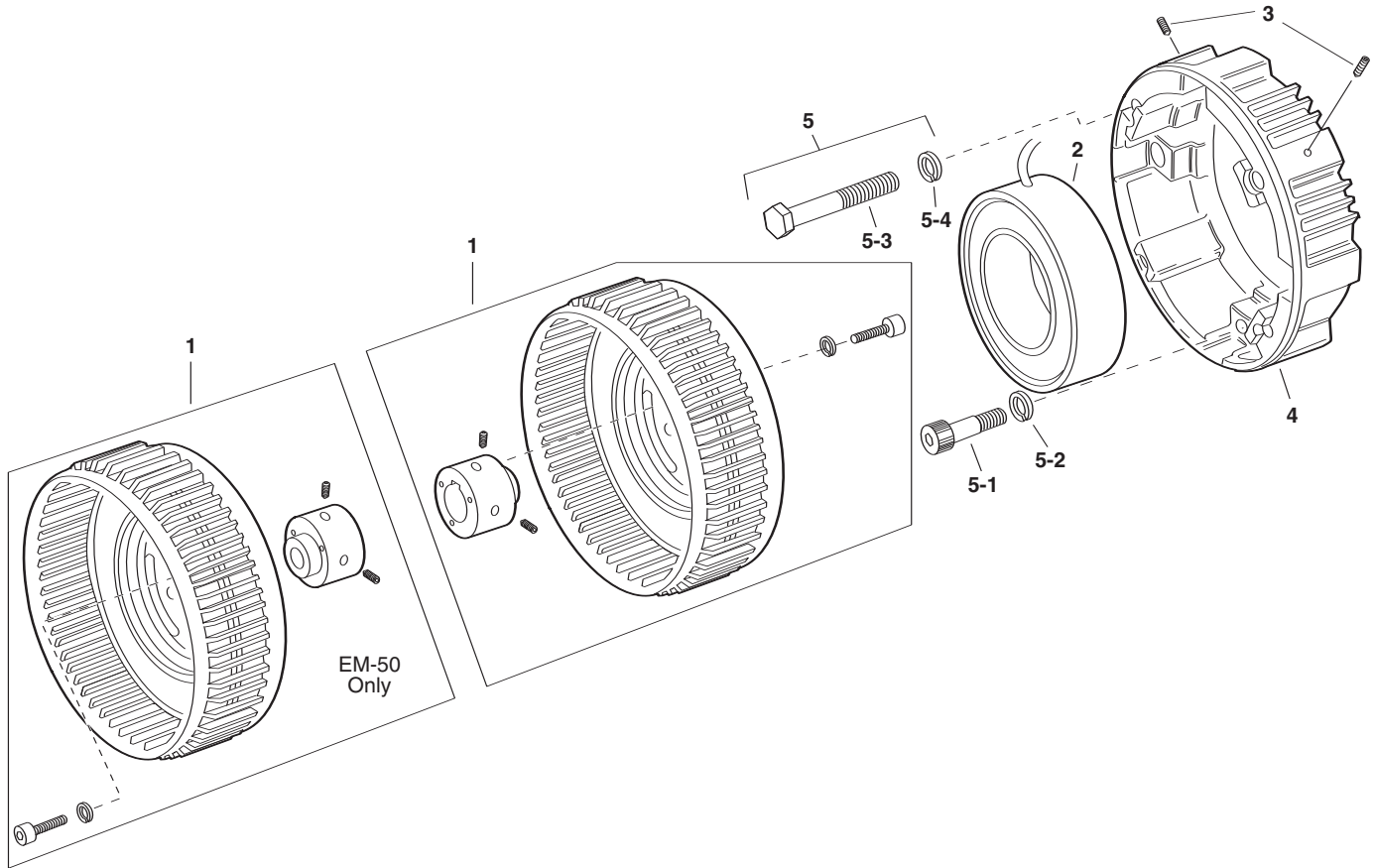
### Electrically released brakes

- On all Electrically released brakes the magnet and armature are only sold as a matched set and must be replaced as a set.

## A note on burnishing:

When new friction surfaces are installed it will be necessary to burnish the unit prior to returning to full production rates. Burnishing is the act of wearing in the friction faces to ensure full engagement and therefore full torque. Burnishing is achieved by simply cycling the unit under less than full load (machine empty, if possible). Most units will achieve full torque in less than 100 cycles. Refer to the service manual for more details.

**10 Motor Clutch Module**



**Note:** As of June, 2000 all rotors are manufactured as a single piece design. The rotor assembly part number remains the same and now includes the hub and set screws.

**Component Parts**

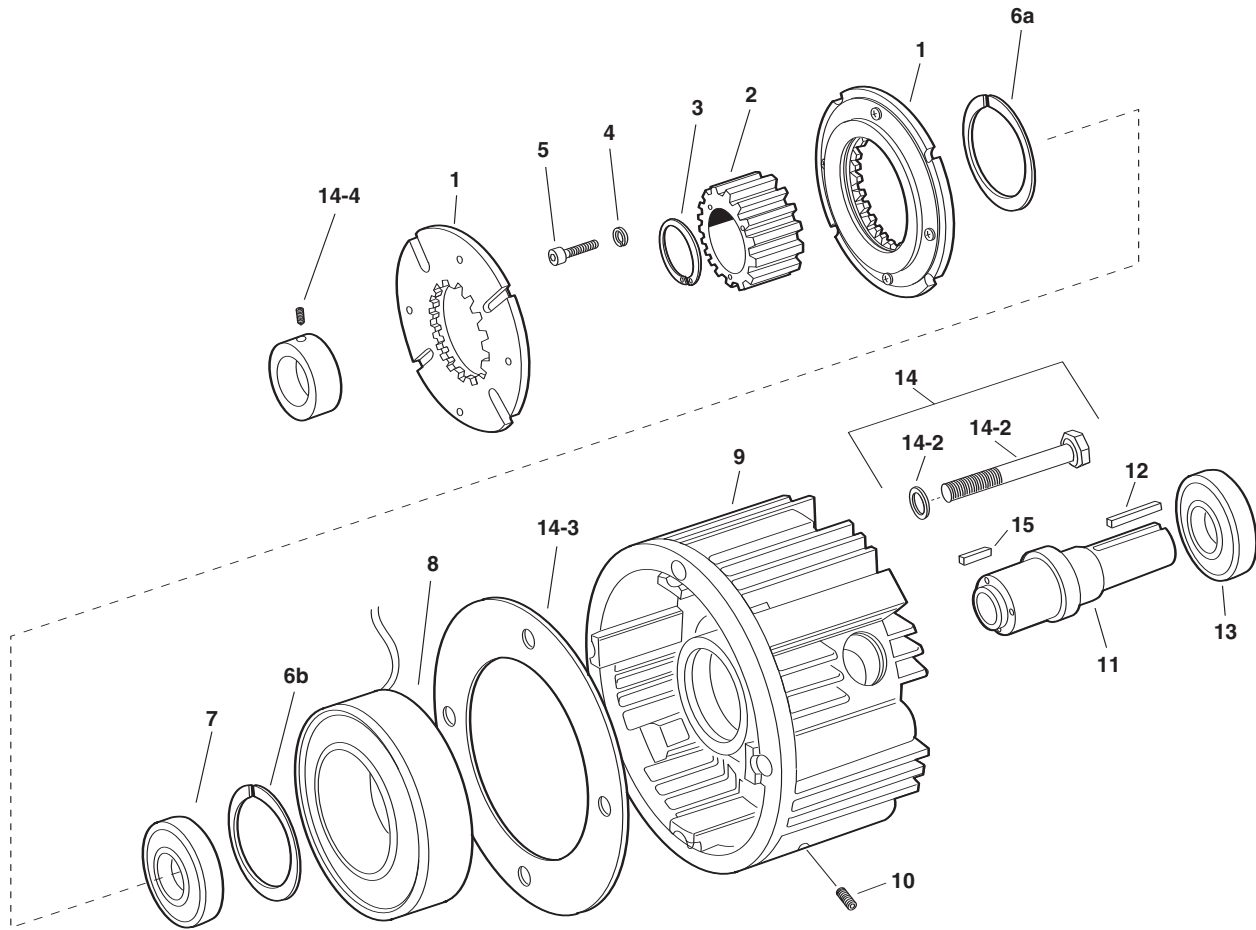
Item	Description	EM-50		EM-100		EM-180		EM-210	
		Part No.	Qty.	Part No.	Qty.	Part No.	Qty.	Part No.	Qty.
1*	Rotor Assembly w/fan & hub	5370-751-010	1	5370-751-013	1	5370-751-007	1	5371-751-005	1
	Field		1		1		1		1
2	6 volt	5370-451-011		5370-451-021		5370-451-021		5371-451-010	
	24 volt	5370-451-014		5370-451-024		5370-451-024		5371-451-013	
	90 volt	5370-451-012		5370-451-022		5370-451-022		5371-451-011	
3	Setscrew							797-0471	4
4	Adapter							104-0096	1
	Mounting Accessory	5370-101-028	1	5370-101-013	1	5370-101-013	1	5371-101-008	1
5	5-1 Capscrew	797-0293	4	797-0293	4	797-0293	4	797-1078	4
	5-2 Lockwasher	950-0128	4	950-0128	4	950-0128	4	950-0101	4
	5-3 Capscrew							797-1075	4
	5-4 Lockwasher							950-0032	4

\*Shipped Assembled

Refer to Service Manual P-213.

These units meet the standards of UL 508 and are listed under guide card #NMTR2, file #59164. These units are CSA certified under file #LR11543.

**20 Brake Module**



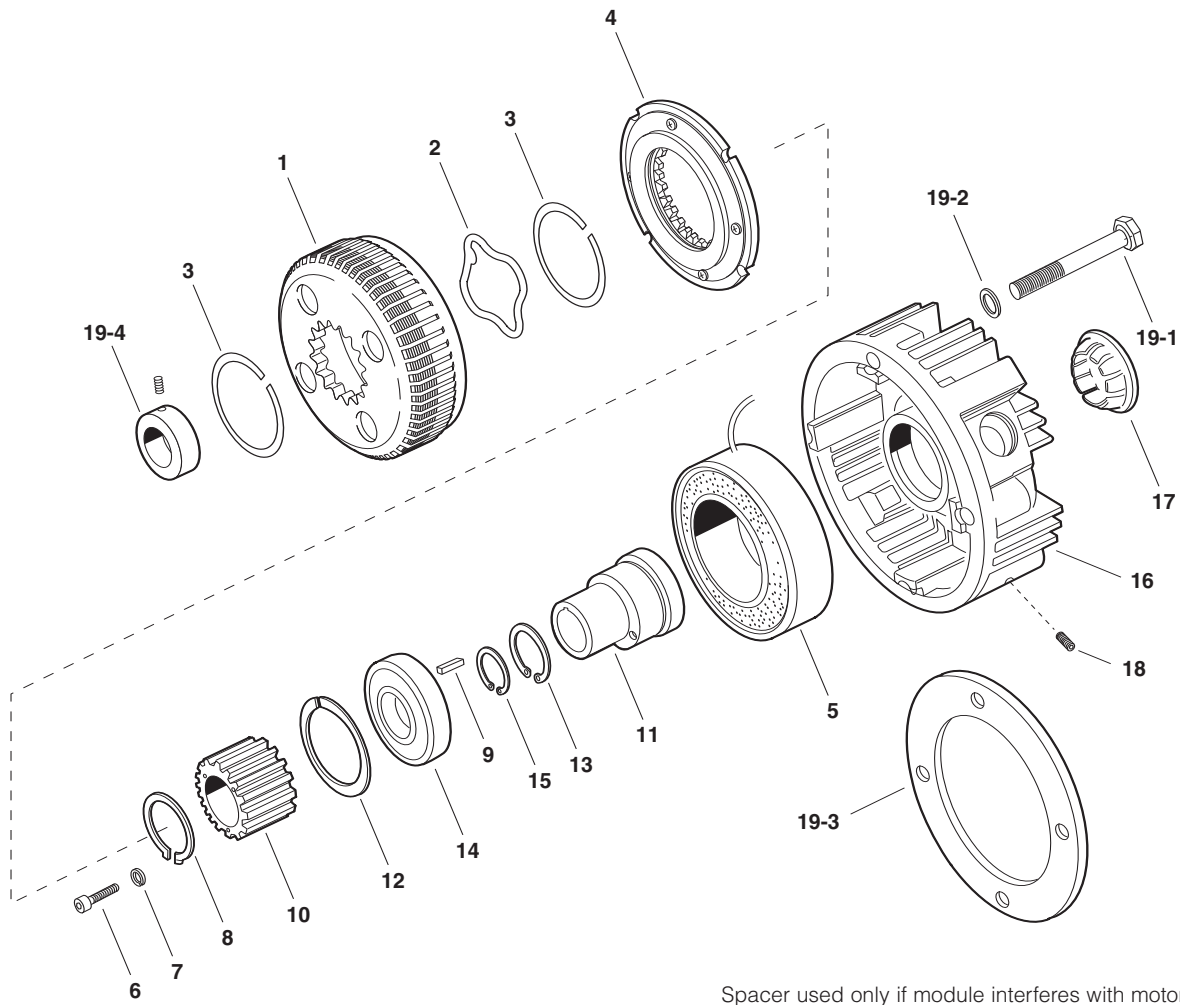
**Component Parts**

Item	Description	EM-50		EM-100		EM-180		EM-210		EM-215	
		Part No.	Qty.	Part No.	Qty.	Part No.	Qty.	Part No.	Qty.	Part No.	Qty.
1	Armature	5370-111-011	2	5370-111-013	2	5370-111-013	2	5371-111-005	2	5371-111-005	1
2	Armature Hub	540-1638	1	540-1684	1	540-1642	1	540-0741	1	540-2039	1
3	Retaining Ring	748-0445	1	748-0676	1	748-0676	1				
4	Lockwasher							950-0372	6	950-0372	6
5	Capscrew							797-0081	6	797-008	6
6a	Retaining Ring	748-0113	1	748-0101	1	748-0101	1	748-0112	1	748-0112	1
6b	Retaining Ring	748-0113	1							748-2002	1
7	Ball Bearing	166-0149	1	166-0101	1	166-0101	1	166-0142	1	166-0142	1
8	Magnet		1		1		1		1		
	6 Volt	5370-631-008		5370-631-002		5370-631-002		5371-631-002			
	24 Volt	5370-631-010		5370-631-005		5370-631-005		5371-631-005			
	90 Volt	5370-631-007		5370-631-003		5370-631-003		5371-631-003		5371-631-003	1
9	Housing	535-0130	1	535-0132	1	535-0132	1	535-0033	1	535-0033	1
10	Setscrew	797-0471	4	797-0471	4	797-0471	4	797-0471	4	797-0471	4
11	Shaft	798-0045	1	798-0127	1	798-0086	1	798-0050	1	798-0268	1
12	Key - Output	590-0029	1	590-0029	1	590-0029	1	590-0019	1	590-0124	1
13	Ball Bearing	166-0155	1	166-0143	1	166-0143	1	166-0144	1	166-0144	1
14	Mounting Accessory	5370-101-017	1	5370-101-017	1	5370-101-023	1	5371-101-007	1	5371-101-007	1
	14-1 Capscrew	797-0353	4	797-0353	4	797-0353	4	797-1081	4	797-1081	4
	14-2 Washer	950-0354	4	950-0354	4	950-0354	4	950-0033	4	950-0033	4
	14-3 Spacer					807-0218	1				
	14-4 Collar					266-0002	1	266-0003	1	266-0003	1
15	Key	590-0043	1	590-0084	1	590-0084	1				
	Key Accessory - Input	5370-101-072	1	5370-101-072	1	5370-101-072	1	5371-101-043	1	5371-101-044	1

Refer to Service Manual P-213.

These units meet the standards of UL 508 and are listed under guide card #NMTR2, file #59164. These units are CSA certified under file #LR11543.

**EM-50-20MB, EM-180-20MB, EM-210-20MB**



Spacer used only if module interferes with motor housing.

**EM-50-20MB, EM-180-20MB, EM-210-20MB**

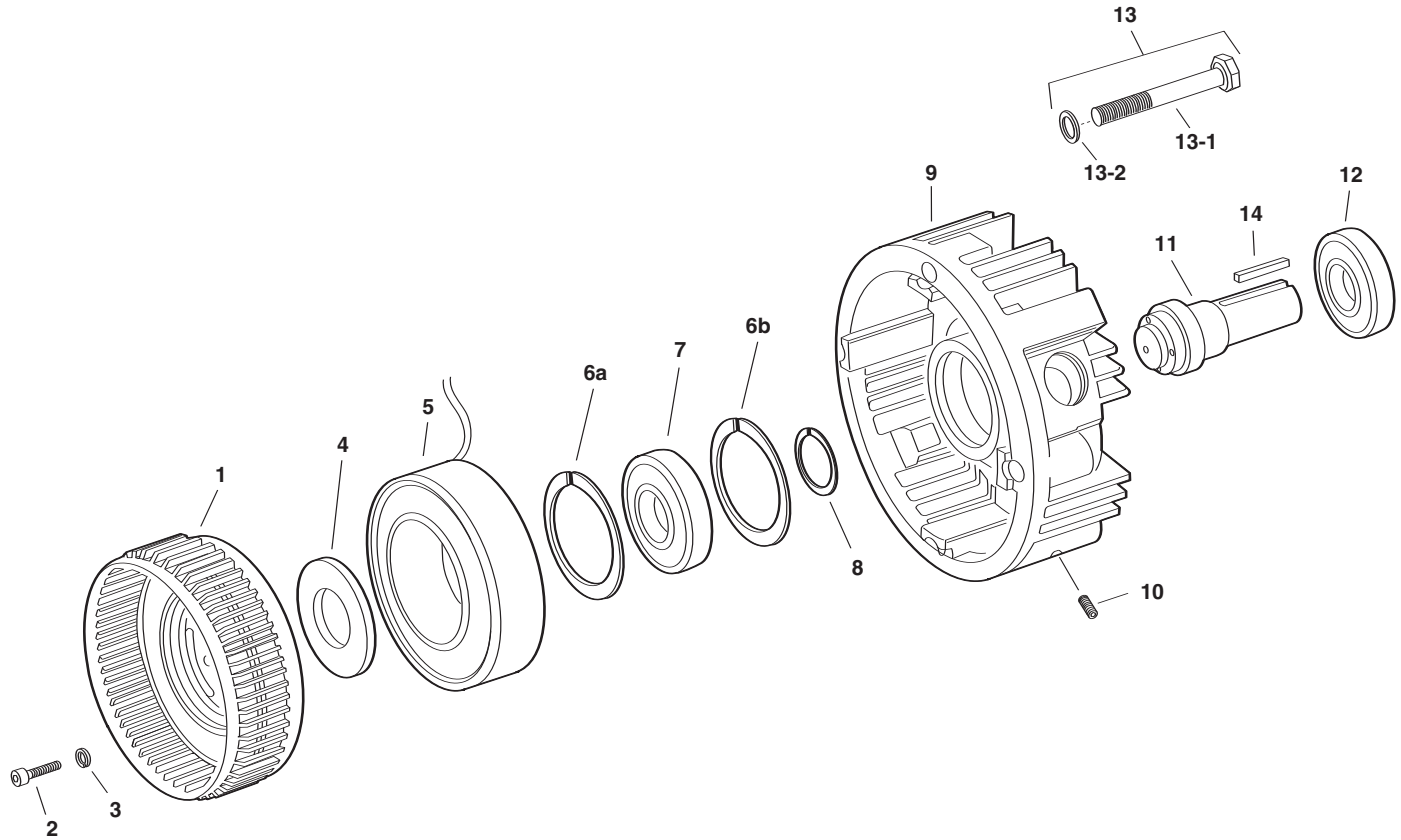
**Component Parts**

Item	Description	EM-50		EM-180		EM-210	
		Part No.	Qty.	Part No.	Qty.	Part No.	Qty.
1	Fan Assembly	5370-104-002	1	5370-104-001	1	748-1052	1
2	Follow-up Spring	808-0104	1	808-0107	1	808-0109	1
3	Retaining Ring	748-0440	2	748-0450	2	748-0455	2
4	Armature	5370-111-011	1	5370-111-013	1	5371-111-005	1
5	Magnet						
	6 Volt	5370-631-008	11	5370-631-002	1	5371-631-002	1
	24 Volt	5370-631-010	1	5370-631-005	1	5371-631-005	1
	90 Volt	5370-631-007	1	5370-631-003	1	5371-631-003	1
6	Capscrew					797-0081	6
7	Lockwasher					950-0372	6
8	Retaining Ring	748-0445	1				
9	Key	590-0043	1	590-0084	1		
10	Splined Hub	540-1646	1	540-1647	1	540-2041	1
11	Hub	540-1018	1	540-0726	1	540-1020	1
12	Retaining Ring	748-0113	2	748-0101	1	748-0112	1
13	Retaining Ring			748-0676	1		
14	Bearing	166-0149	1	166-0101	1	166-0142	1
15	Retaining Ring	748-0556	1	748-0555	1	748-0554	1
16	Housing	535-0136	1	535-0134	1	535-0050	1
17	Plug	680-0028	1	680-0028	1	680-0027	1
18	Setscrew	797-0471	4	797-0471	4	797-0471	4
19	Mounting Accessory	5370-101-017	1	5370-101-023	1	5371-101-007	1
	19-1 Capscrew	797-0353	4	797-0353	4	797-1081	4
	19-2 Lockwasher	950-0354	4	950-0354	4	950-0033	4
	19-3 Spacer			807-0218	1		
	19-4 Collar			266-0002	1	266-0003	1
	Key Accessory - Input	5370-101-073	1	5370-101-073	1	5371-101-043	1

Refer to Service Manual P-213.

These units meet the standards of UL 508 and are listed under guide card #NMTR2, file #59164. These units are CSA certified under file #LR11543.

**30 Input Clutch Module**



**Component Parts**

Item	Description	EM-50		EM-100		EM-180		EM-210	
		Part No.	Qty.	Part No.	Qty.	Part No.	Qty.	Part No.	Qty.
1	Rotor Assembly w/fan	5370-751-006	1	5370-751-009	1	5370-751-009	1	5371-751-007	1
2	Capscrew	797-1039	4	797-1214	5	797-1214	5	797-0083	6
3	Lockwasher	950-0436	4	950-0436	5	950-0436	5	950-0372	6
4	Spacer			807-0062	1	807-0062	1	807-0061	1
5	Field (with housing EM-50-30 only)		1		1		1		1
	6 volt	5370-451-072		5370-451-007		5370-451-007		5371-451-002	
	24 volt	5370-451-074		5370-451-005		5370-451-005		5371-451-005	
	90 volt	5370-451-073		5370-451-008		5370-451-008		5371-451-003	
6a	Retaining Ring	748-0113	1	748-0101	1	748-0101	1	748-0112	1
6b	Retaining Ring	748-0113	1						
7	Ball Bearing	166-0149	1	166-0101	1	166-0101	1	166-0142	1
8	Retaining Ring	748-0017	1						
9	Housing			535-0164	1	535-0164	1	535-0129	1
10	Setscrew	797-0471	4	797-0471	4	797-0471	4	797-0471	4
11	Shaft	798-0047	1	798-0129	1	798-0124	1	798-0123	1
12	Ball Bearing	166-0155	1	166-0143	1	166-0143	1	166-0144	1
13	Mounting Accessory							5371-101-010	1
	13-1 Capscrew							797-1075	4
	13-2 Lockwasher							950-0032	4
14	Key	590-0029	1	590-0029	1	590-0029	1	590-0019	1

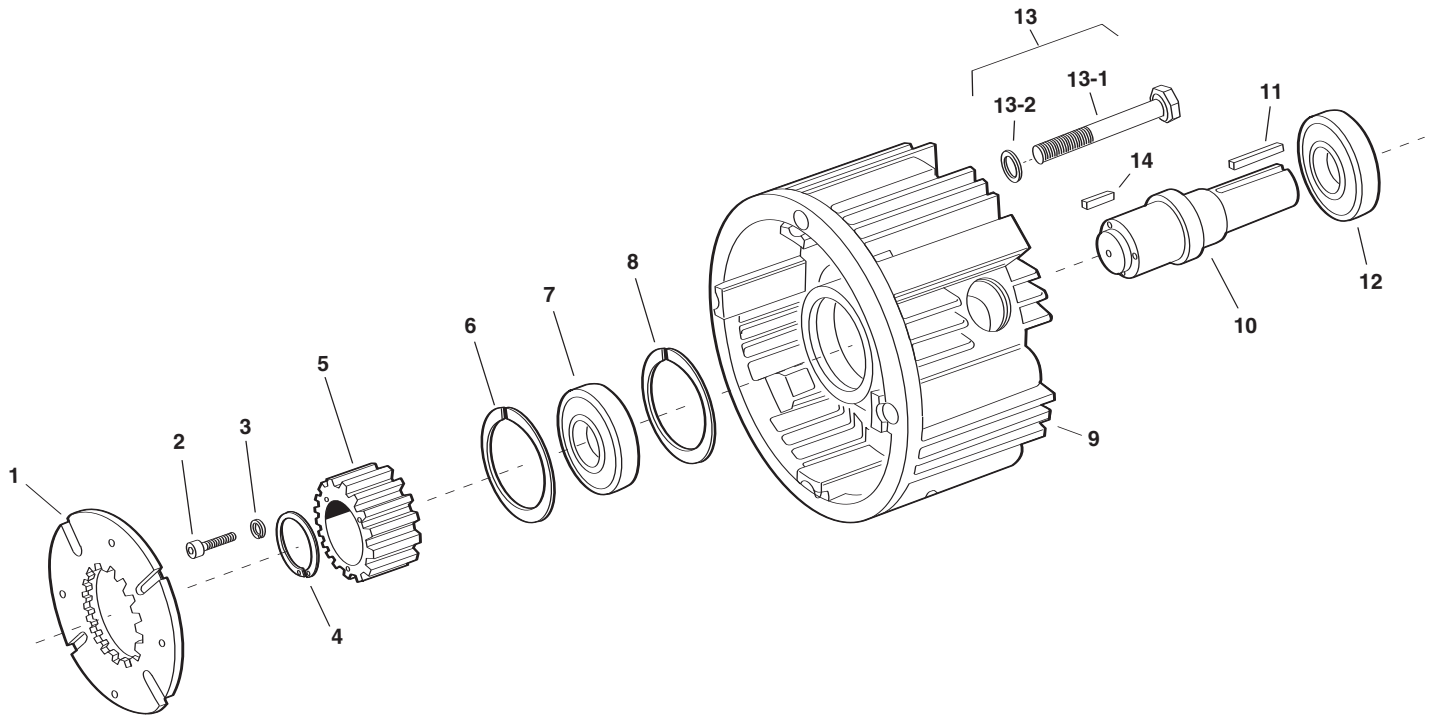
Refer to Service Manual P-213.

These units meet the standards of UL 508 and are listed under guide card #NMTR2, file #59164. These units are CSA certified under file #LR11543.

**Service Parts**



**40 Output Clutch Module**



**Component Parts**

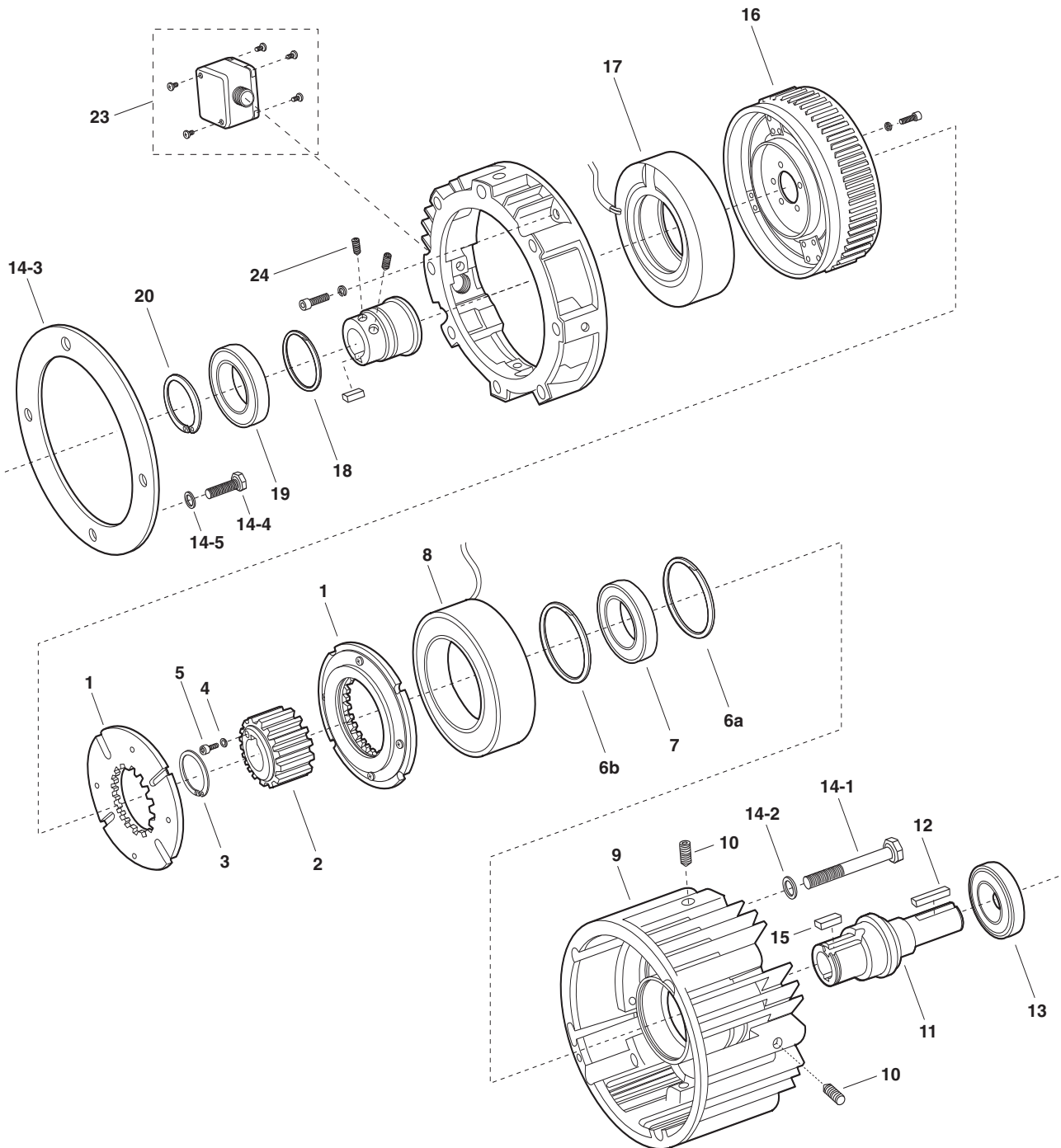
Item	Description	EM-50		EM-100		EM-180		EM-210	
		Part No.	Qty.	Part No.	Qty.	Part No.	Qty.	Part No.	Qty.
1	Armature	5370-111-011	1	5370-111-013	1	5370-111-013	1	5371-111-005	1
2	Capscrew							797-0081	1
3	Lockwasher							950-0372	6
4	Retaining Ring	748-0445	1	748-0676	1	748-0676	1		
5	Hub	540-1638	1	540-1642	1	540-1642	1	540-0741	1
6	Retaining Ring	748-0113	1	748-0101	1	748-0101	1	748-0112	1
7	Ball Bearing	166-0149	1	166-0101	1	166-0101	1	166-0142	1
8	Retaining Ring	748-0113	2						
9	Housing	535-0131	1	535-0133	1	535-0133	1	535-0034	1
10	Shaft	798-0046	1	798-0128	1	798-0085	1	798-0051	1
11	Key	590-0029	1	590-0029	1	590-0029	1	590-0019	1
12	Ball Bearing	166-0155	1	166-0143	1	166-0143	1	166-0144	1
13	Mounting Accessory	5370-101-017	1	5370-101-017	1	5370-101-017	1		
	13-1 Capscrew	797-0353	4	797-0353	4	797-0353	4		
	13-2 Lockwasher	950-0354	4	950-0354	4	950-0354	4		
14	Key	590-0043	1	590-0084	1	590-0084	1		
	Key Accessory - Input	5370-101-072	1	5370-101-072	1	5370-101-072	1	5371-101-043	1

Refer to Service Manual P-213.

These units meet the standards of UL 508 and are listed under guide card #NMTR2, file #59164. These units are CSA certified under file #LR11543.

**Service Parts**

**UM-1020 Clutch/Brake Combination**



**UM-1020 Clutch/Brake Combination**

**Component Parts**

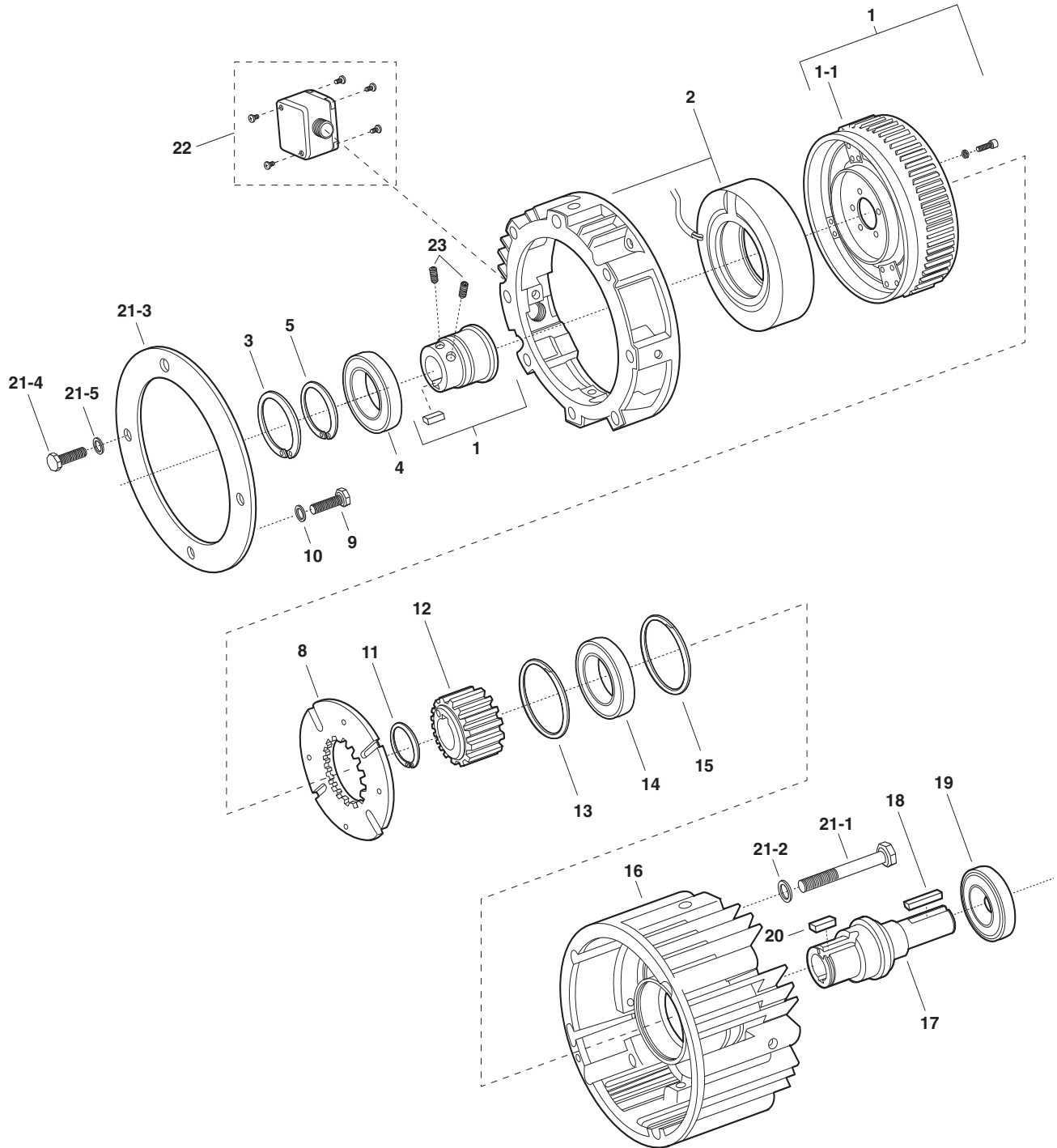
Item	Description	UM-50		UM-100		UM-180		UM-210		UM-215	
		Part No.	Qty.	Part No.	Qty.	Part No.	Qty.	Part No.	Qty.	Part No.	Qty.
1	Armature Assembly	5370-111-011	2	5370-111-013	2	5370-111-013	2	5371-111-005	2	5371-111-005	2
2	Armature Hub	540-1638	1	540-1642	1	540-1642	1	540-0741	1	540-0741	1
3	Retaining Ring	748-0445	1	748-0676	1	748-0676	1				
4	Lockwasher							950-0372	6	950-0372	6
5	Capscrew							797-0081	6	797-0081	6
6a	Retaining Ring	748-0113	1	748-0101	1	748-0101	1	748-0112	1	748-0112	1
6b	Retaining Ring	748-0113	1								
7	Ball Bearing	166-0149	1	166-0101	1	166-0101	1	166-0142	1	166-0142	1
8	Magnet		1		1		1		1		1
	6 volt	5370-631-008		5370-631-002		5370-631-002		5371-631-002		5371-631-002	
	24 volt	5370-631-010		5370-631-005		5370-631-005		5371-631-005		5371-631-005	
	90 volt	5370-631-007		5370-631-003		5370-631-003		5371-631-003		5371-631-003	
9	Housing	535-0165	1	535-0162	1	535-0162	1	535-0163	1	535-0163	1
10	Setscrew	797-0471	4	797-0471	4	797-0471	4	797-0471	4	797-0471	4
11	Shaft	798-0046	1	798-0128	1	798-0085	1	798-0051	1	798-0254	1
12	Key	590-0029	1	590-0029	1	590-0029	1	590-0019	1	590-0124	1
13	Ball Bearing	166-0155	1	166-0143	1	166-0143	1	166-0144	1	166-0144	1
14	Mounting Accessory	5370-101-040	1	5370-101-040	1	5370-101-040	1	5371-101-020	1	5371-101-020	1
	14-1 Capscrew	797-1378	4	797-1378	4	797-1378	4	797-1440	4	797-1440	4
	14-2 Washer	950-0354	4	950-0354	4	950-0354	4	950-0111	4	950-0111	4
	14-3 Adapter			807-0218	1			104-0321	1	104-0321	1
	14-4 Capscrew							797-1442	4	797-1442	4
	14-5 Washer							950-0101	4	950-0101	4
15	Key	590-0043	1	590-0084	1	590-0084	1				
16	Rotor Assembly (with fan and hub)	5370-751-019	1	5370-751-022	1	5370-751-017	1	5371-751-012	1	5371-751-031	1
17	Field (with housing)		1		1		1		1		1
	6 volt	5370-451-062		5370-451-057		5370-451-057		5371-451-027		5371-451-027	
	24 volt	5370-451-064		5370-451-059		5370-451-059		5371-451-029		5371-451-029	
	90 volt	5370-451-063		5370-451-058		5370-451-058		5371-451-028		5371-451-028	
18	Retaining Ring	748-0101	1	748-0101	1	748-0101	1	748-0558	1	748-0558	1
19	Bearing	166-0150	1	166-0101	1	166-0101	1	166-0168	1	166-0168	1
20	Retaining Ring	748-0018	1	748-0001	1	748-0001	1	748-0067	1	748-0067	1
23	Conduit Box (Optional)	5370-101-042	1	5370-101-042	1	5370-101-042	1	5370-101-042	1	5370-101-042	1
24	Set Screw	797-1098	2	797-0069	2	797-0069	2	797-1098	2	797-1098	2
	Key	5370-101-072	1	5370-101-072	1	5370-101-072	1	5371-101-043	1	5371-101-044	1

Refer to Service Manual P-213.

These units meet the standards of UL 508 and are listed under guide card #NMTR 2, file #59164. These units are CSA certified under file #LR11543.

**Note:** As of June, 2000 all rotors are manufactured as a single piece design. The rotor assembly part number remains the same and now includes the hub and set screws.

UM-1040 Clutch Combination



**UM-1040 Clutch Combination**

**Component Parts**

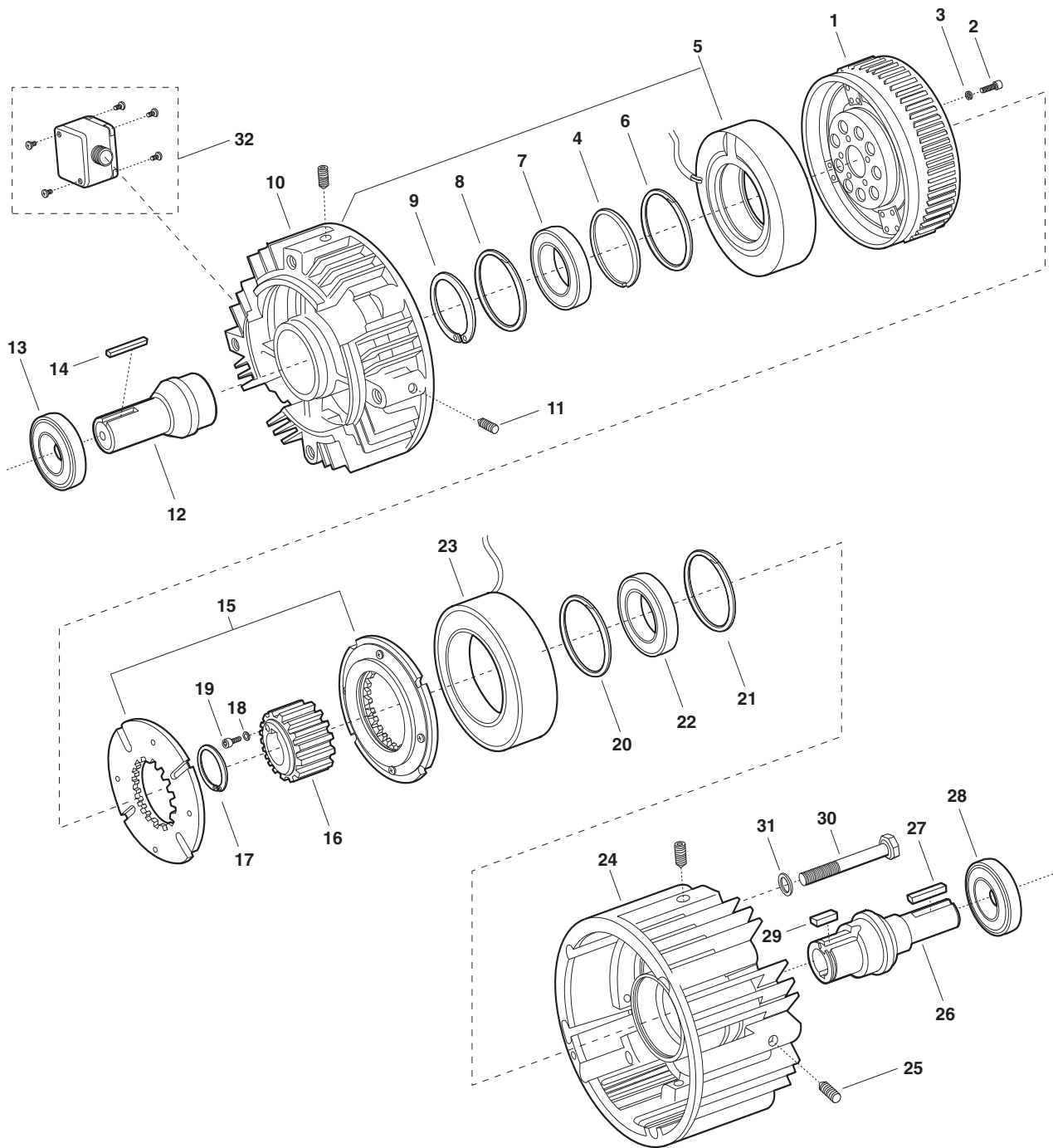
Item	Description	UM-50		UM-100		UM-180		UM-210		UM-215	
		Part No.	Qty.	Part No.	Qty.	Part No.	Qty.	Part No.	Qty.	Part No.	Qty.
1	Rotor Assembly (with fan and hub)	5370-751-019	1	5370-751-022	1	5370-751-017	1	5371-751-012	1	5371-751-031	1
2	Field (with housing)		1		1		1		1		1
	6 volt	5370-451-062		5370-451-057		5370-451-057		5371-451-027		5371-451-027	
	24 volt	5370-451-064		5370-451-059		5370-451-059		5371-451-029		5371-451-029	
	90 volt	5370-451-063		5370-451-058		5370-451-058		5371-451-028		5371-451-028	
3	Retaining Ring	748-0101	1	748-0101	1	748-0101	1	748-0558	1	748-0558	1
4	Bearing	166-0150	1	166-0101	1	166-0101	1	166-0168	1	166-0168	1
5	Retaining Ring	748-0018	1	748-0001	1	748-0001	1	748-0067	1	748-0067	1
8	Armature Assembly	5370-111-011	1	5370-111-013	1	5370-111-013	1	5371-111-005	1	5371-111-005	1
9	Capscrew							797-0081	6	797-0081	6
10	Lockwasher							950-0372	6	950-0372	6
11	Retaining Ring	748-0445	1	748-0676	1	748-0676	1				
12	Hub	540-1638	1	540-1642	1	540-1642	1	540-0741	1	540-0741	1
13	Retaining Ring	748-0113	1	748-0101	1	748-0101	1	748-0112	1	748-0112	1
14	Ball Bearing	166-0149	1	166-0101	1	166-0101	1	166-0142	1	166-0142	1
15	Retaining Ring	748-0113	1								
16	Housing	535-0167	1	535-0168	1	535-0168	1	535-0169	1	535-0169	1
17	Shaft	798-0046	1	798-0128	1	798-0085	1	798-0051	1	798-0254	1
18	Key	590-0029	1	590-0029	1	590-0029	1	590-0019	1	590-0124	1
19	Ball Bearing	166-0155	1	166-0143	1	166-0143	1	166-0144	1	166-0144	1
20	Key	590-0043	1	590-0084	1	590-0084	1				
21	Mounting Accessory	5370-101-040	1	5370-101-040	1	5370-101-040	1	5371-101-020	1	5371-101-020	1
	21-1 Capscrew	797-1378	4	797-1378	4	797-1378	4	797-1440	4	797-1440	4
	21-2 Lockwasher	950-0354	4	950-0354	4	950-0354	4	950-0111	4	950-0111	4
	21-3 Adapter			807-0218	1			104-0321	1	104-0321	1
	21-4 Capscrew							797-1442	4	797-1442	4
	21-5 Lockwasher							950-0101	4	950-0101	4
22	Conduit Box (Optional)	5370-101-042	1	5370-101-042	1	5370-101-042	1	5370-101-042	1	5370-101-042	1
23	Set Screw	797-1098	2	797-0069	2	797-0069	2	797-1098	2	797-1098	2
	Key	5370-101-072	1	5370-101-072	1	5370-101-072	1	5371-101-043	1	5371-101-044	1

Refer to Service Manual P-213.

These units meet the standards of UL 508 and are listed under guide card #NMTR 2, file #59164. These units are CSA certified under file #LR11543.

**Note:** As of June, 2000 all rotors are manufactured as a single piece design. The rotor assembly part number remains the same and now includes the hub and set screws.

UM-2030 Clutch/Brake Combination



**UM-2030 Clutch/Brake Combination**

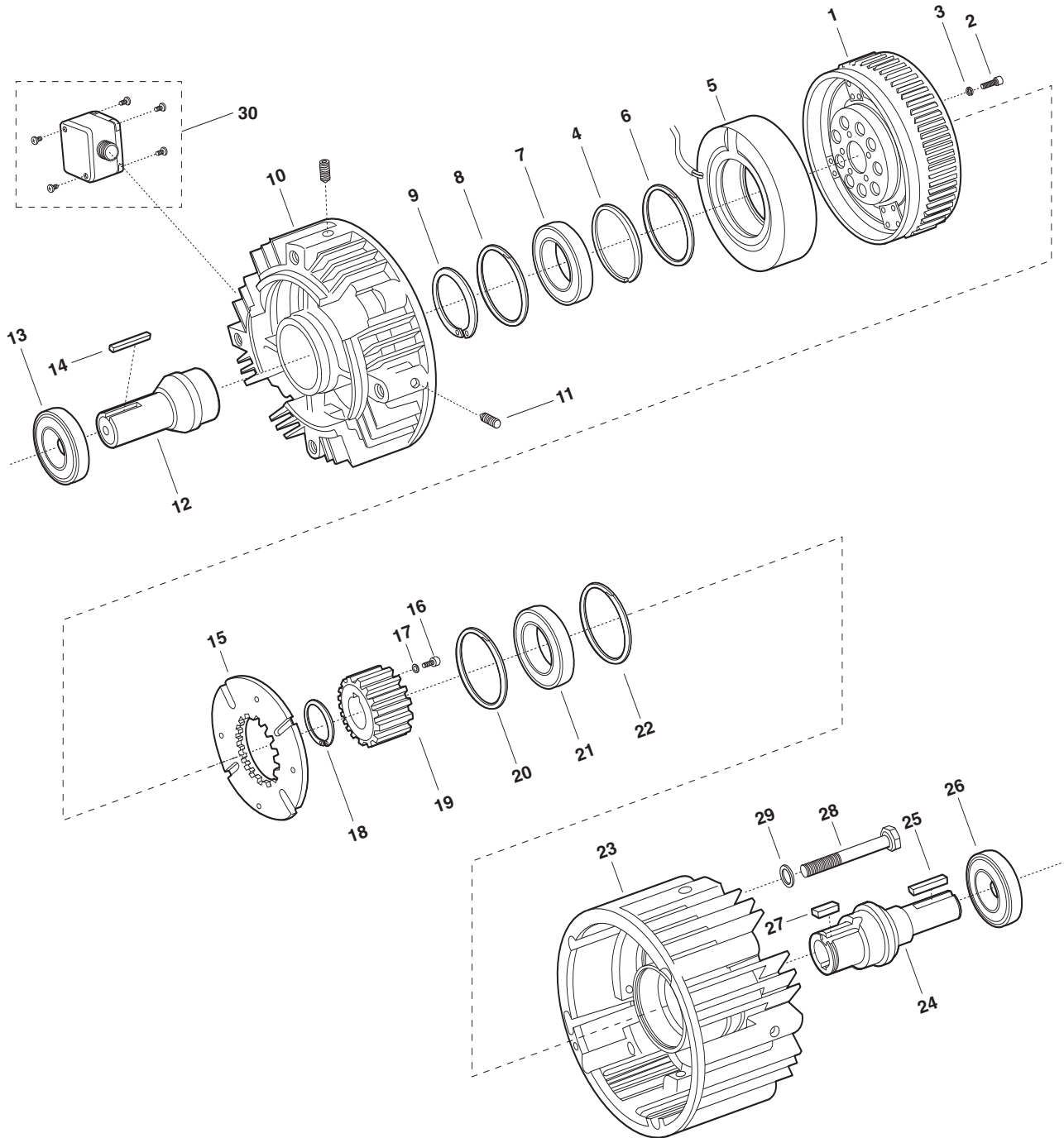
**Component Parts**

Item	Description	UM-50		UM-100		UM-180		UM-210		UM-215	
		Part No.	Qty.	Part No.	Qty.	Part No.	Qty.	Part No.	Qty.	Part No.	Qty.
1	Rotor Assembly w/fan	5370-751-006	1	5370-751-009	1	5370-751-009	1	5371-751-007	1	5371-751-007	1
2	Capscrew	797-1294	4	797-1214	5	797-1214	5	797-0083	6	797-0083	6
3	Lockwasher	950-0436	4	950-0436	5	950-0436	5	950-0372	6	950-0372	6
4	Spacer			807-0062	1	807-0062	1	807-0061	1	807-0061	1
5	Field (with housing UM-50-2030 only)		1		1		1		1		1
	6 volt	5370-451-072		5370-451-007		5370-451-007		5371-451-002		5371-451-002	
	24 volt	5370-451-074		5370-451-005		5370-451-005		5371-451-005		5371-451-005	
	90 volt	5370-451-073		5370-451-008		5370-451-008		5371-451-003		5371-451-003	
6	Retaining Ring	748-0113	1	748-0101	1	748-0101	1	748-0112	1	748-0112	1
7	Ball Bearing	166-0149	1	166-0101	1	166-0101	1	166-0142	1	166-0142	1
8	Retaining Ring	748-0113	1								
9	Retaining Ring	748-0017	1								
10	Housing			535-0164	1	535-0164	1	535-0129	1	535-0129	1
11	Setscrew			797-0471	4	797-0471	4	797-0471	4	797-0471	4
12	Shaft	798-0047	1	798-0129	1	798-0124	1	798-0123	1	798-0255	1
13	Bearing	166-0155	1	166-0143	1	166-0143	1	166-0144	1	166-0144	1
14	Key	590-0029	1	590-0029	1	590-0029	1	590-0019	1	590-0124	1
15	Armature Assembly	5370-111-011	2	5370-111-013	2	5370-111-013	2	5371-111-005	2	5371-111-005	2
16	Armature Hub	540-1638	1	540-1642	1	540-1642	1	540-0741	1	540-0741	1
17	Retaining Ring	748-0445	1	748-0676	1	748-0676	1				
18	Lockwasher							950-0372	6	950-0372	6
19	Capscrew							797-0081	6	797-0081	6
20	Retaining Ring	748-0113	1	748-0101	1	748-0101	1	748-0112	1	748-0112	1
21	Retaining Ring	748-0113	1								
22	Ball Bearing	166-0149	1	166-0101	1	166-0101	1	166-0142	1	166-0142	1
23	Magnet		1		1		1		1		1
	6 volt	5370-631-008		5370-631-002		5370-631-002		5371-631-002		5371-631-002	
	24 volt	5370-631-010		5370-631-005		5370-631-005		5371-631-005		5371-631-005	
	90 volt	5370-631-007		5370-631-003		5370-631-003		5371-631-003		5371-631-003	
24	Housing	535-0165	1	535-0162	1	535-0162	1	535-0163	1	535-0163	1
25	Setscrew	797-0471	4	797-0471	4	797-0471	4	797-0471	4	797-0471	4
26	Shaft	798-0046	1	798-0128	1	798-0085	1	798-0051	1	798-0251	1
27	Key	590-0029	1	590-0029	1	590-0029	1	590-0019	1	590-0124	1
28	Ball Bearing	166-0155	1	166-0143	1	166-0143	1	166-0144	1	166-0144	1
29	Key	590-0043	1	590-0084	1	590-0084	1				
30	Capscrew	797-0353	4	797-0353	4	797-0353	4	797-1075	4	797-1075	4
31	Lockwasher	950-0354	4	950-0354	4	950-0354	4	950-0032	4	950-0032	4
32	Conduit Box (Optional)	5370-101-042	1	5370-101-042	1	5370-101-042	1	5370-101-042	1	5370-101-042	1

Refer to Service Manual P-213.

These units meet the standards of UL 508 and are listed under guide card #NMTR2, file #59164. These units are CSA certified under file #LR11543.

UM-3040 Clutch Combination-Base Mounted





**UM-3040 Clutch Combination–Base Mounted**

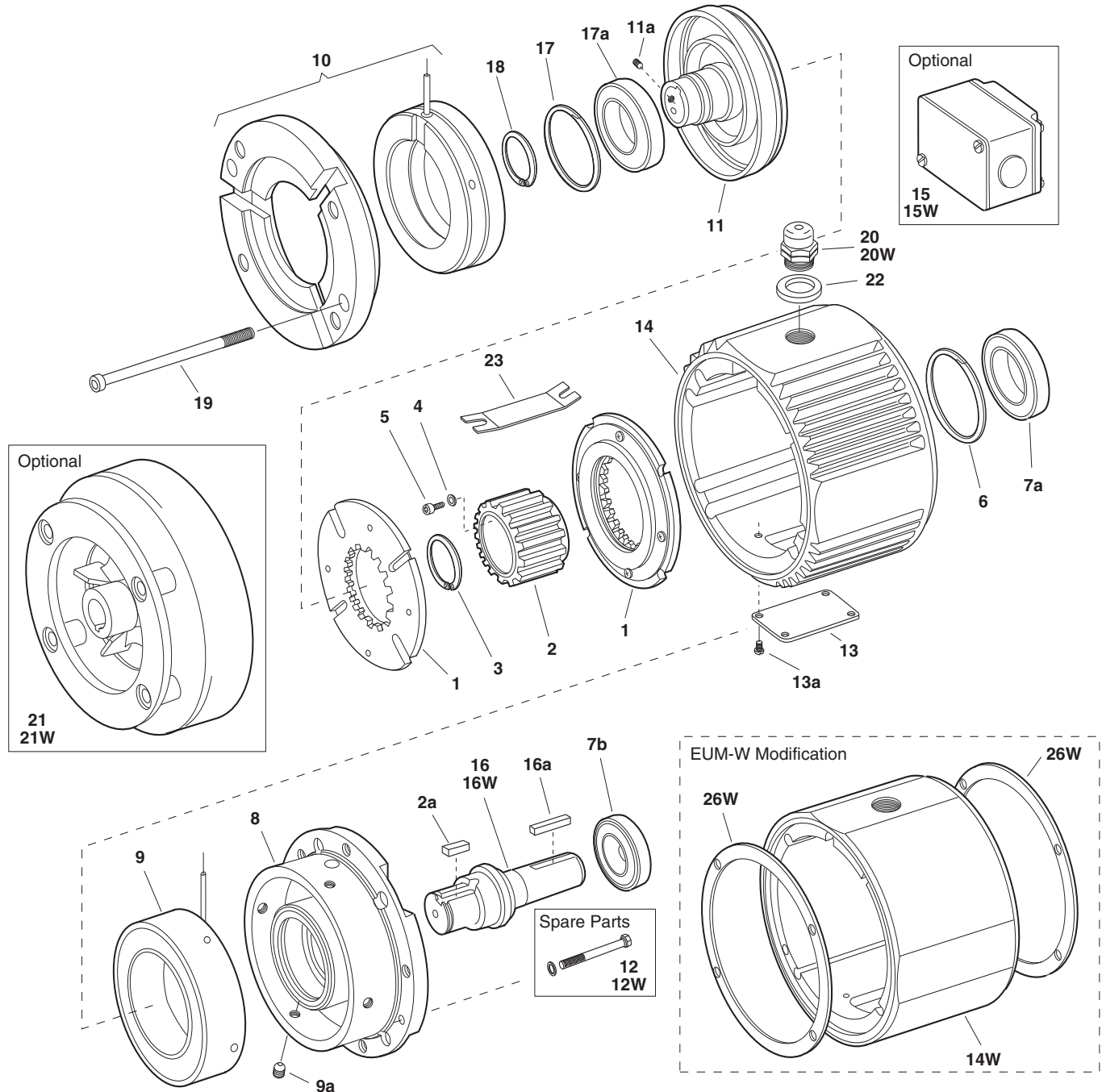
**Component Parts**

Item	Description	UM-50		UM-100		UM-180		UM-210		UM-215	
		Part No.	Qty.	Part No.	Qty.	Part No.	Qty.	Part No.	Qty.	Part No.	Qty.
1	Rotor Assembly w/fan	5370-751-006	1	5370-751-009	1	5370-751-009	1	5371-751-007	1	5371-751-007	1
2	Capscrew	797-1294	4	797-1214	5	797-1214	5	797-0083	6	797-0083	6
3	Lockwasher	950-0436	4	950-0436	5	950-0436	5	950-0372	6	950-0372	6
4	Spacer			807-0062	1	807-0062	1	807-0061	1	807-0061	1
5	Field (with housing UM-50-3040 only)		1		1		1		1		1
	6 volt	5370-451-072		5370-451-007		5370-451-007		5371-451-002		5371-451-002	
	24 volt	5370-451-074		5370-451-005		5370-451-005		5371-451-005		5371-451-005	
	90 volt	5370-451-073		5370-451-008		5370-451-008		5371-451-003		5371-451-003	
6	Retaining Ring	748-0113	1	748-0101	1	748-0101	1	748-0112	1	748-0112	1
7	Ball Bearing	166-0149	1	166-0101	1	166-0101	1	166-0142	1	166-0142	1
8	Retaining Ring	748-0113	1								
9	Retaining Ring	748-0017	1								
10	Housing			535-0164	1	535-0164	4	535-0129	1	535-0129	1
11	Setscrew			797-0471	4	797-0471	4	797-0471	4	797-0471	4
12	Shaft	798-0047	1	798-0129	1	798-0124	1	798-0123	1	798-0255	1
13	Bearing	166-0155	1	166-0143	1	166-0143	1	166-0144	1	166-0144	1
14	Key	590-0029	1	590-0029	1	590-0029	1	590-0019	1	590-0124	1
15	Armature Assembly	5370-111-011	1	5370-111-013	1	5370-111-013	1	5371-111-005	1	5371-111-005	1
16	Capscrew							797-0081	6	797-0081	6
17	Lockwasher							950-0372	6	950-0372	6
18	Retaining Ring	748-0445	1	748-0676	1	748-0676	1				
19	Hub	540-1638	1	540-1642	1	540-1642	1	540-0741	1	540-0741	1
20	Retaining Ring	748-0113	1	748-0101	1	748-0101	1	748-0112	1	748-0112	1
21	Ball Bearing	166-0149	1	166-0101	1	166-0101	1	166-0142	1	166-0142	1
22	Retaining Ring	748-0113	1								
23	Housing	535-0167	1	535-0168	1	535-0168	1	535-0169	1	535-0169	1
24	Shaft	798-0046	1	798-0128	1	798-0085	1	798-0051	1	798-0251	1
25	Key	590-0029	1	590-0029	1	590-0029	1	590-0019	1	590-0124	1
26	Ball Bearing	166-0155	1	166-0143	1	166-0143	1	166-0144	1	166-0144	1
27	Key	590-0043	1	590-0084	1	590-0084	1				
28	Capscrew	797-0353	4	797-0353	4	797-0353	4	797-1075	4	797-1075	4
29	Lockwasher	950-0354	4	950-0354	4	950-0354	4	950-0032	4	950-0032	4
30	Conduit Box (Optional)	5370-101-042	1	5370-101-042	1	5370-101-042	1	5370-101-042	1	5370-101-042	1

Refer to Service Manual P-213.

These units meet the standards of UL 508 and are listed under guide card #NMTR2, file #59164. These units are CSA certified under file #LR11543.

**EUM-1020 Clutch/Brake Combination**  
**EUM-W-1020 Clutch/Brake Combination**



**EUM-1020 Clutch/Brake Combination**  
**EUM-W-1020 Clutch/Brake Combination**

**Component Parts**

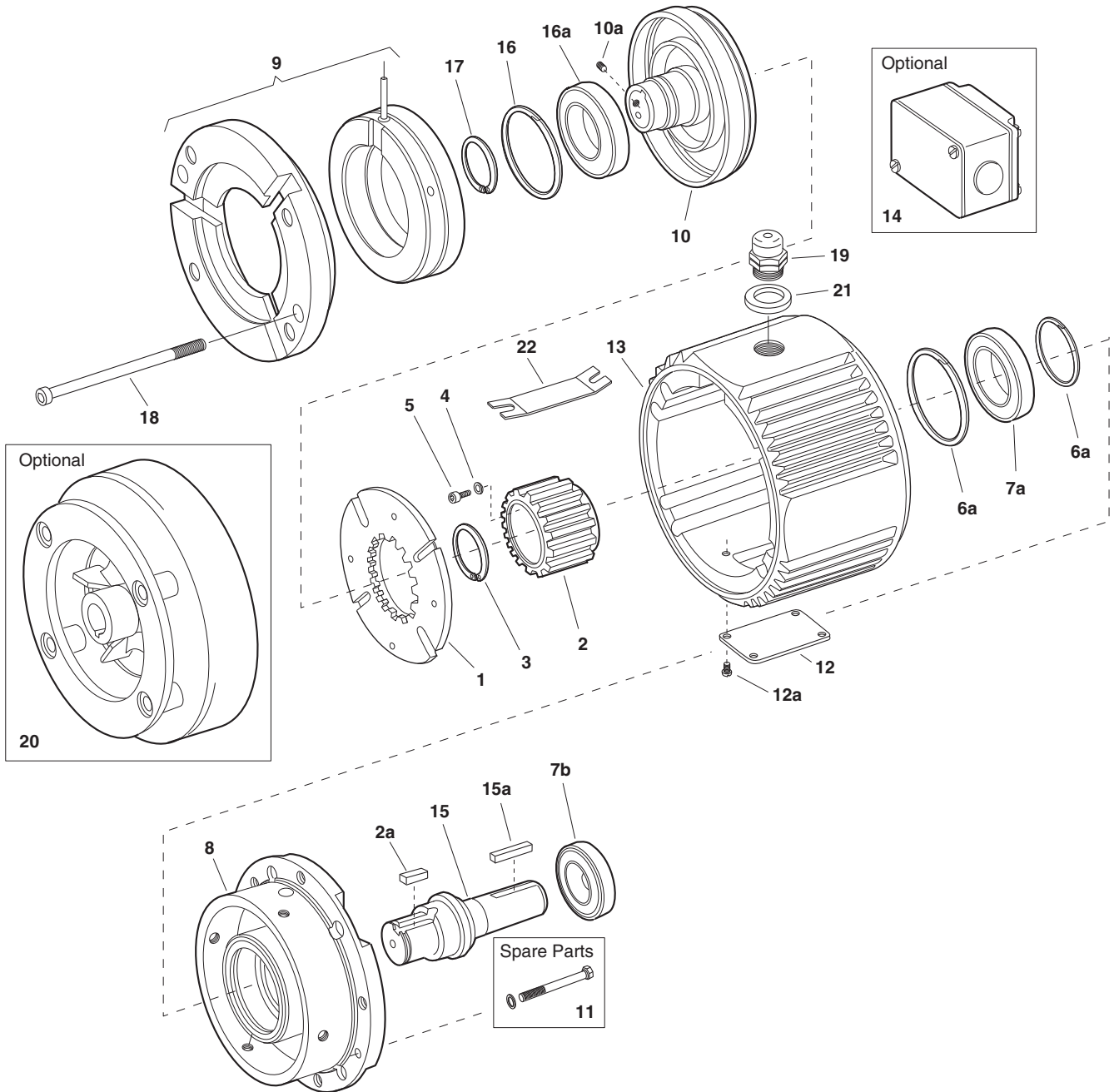
Item	Description	EUM-50		EUM-100		EUM-180		EUM-210		EUM-215	
		Part No.	Qty.	Part No.	Qty.	Part No.	Qty.	Part No.	Qty.	Part No.	Qty.
1	Armature Assembly	5370-111-011	2	5370-111-013	2	5370-111-013	2	5371-111-005	2	5371-111-005	2
2	Armature Hub	540-1638	1	540-1642	1	540-1642	1	540-0741	1	540-0741	1
2a	Key	590-0043	1	590-0084	1	590-0084	1				
3	Retaining Ring	748-0445	1	748-0676	1	748-0676	1				
4	Lockwasher							950-0121	6	950-0121	6
5	Capscrew							797-0081	6	797-0081	6
6	Retaining Ring	748-0113	2	748-0101	1	748-0101	1	748-0112	1	748-0112	1
7a	Ball Bearing	166-0149	1	166-0101	1	166-0101	1	166-0142	1	166-0142	1
7b	Ball Bearing	166-0155	1	166-0143	1	166-0143	1	166-0144	1	166-0144	1
8	Endbell/Brake	456-1014	1	456-1019	1	456-1019	1	456-1017	1	456-1017	1
9	Brake Magnet										
	6 volt	5370-631-037		5370-631-002		5370-631-002		5371-631-002		5371-631-002	
	24 volt	5370-631-038		5370-631-005		5370-631-005		5371-631-005		5371-631-005	
	90 volt	5370-631-036		5370-631-003		5370-631-003		5371-631-003		5371-631-003	
9a	Set Screws	797-0471	4	797-0471	4	797-0471	4	797-0471	4	797-0471	4
10	Clutch Field/Endbell Assembly										
	6 volt	5370-451-077	1	5370-451-086	1	5370-451-086	1	5371-451-033	1	5371-451-033	1
	24 volt	5370-451-078	1	5370-451-087	1	5370-451-087	1	5371-451-034	1	5371-451-034	1
	90 volt	5370-451-076	1	5370-451-085	1	5370-451-085	1	5371-451-032	1	5371-451-032	1
11	Rotor/Hub Assembly	5370-751-023	1	5370-751-035	1	5370-751-024	1	5371-751-014	1	5371-751-033	1
11a	Set Screws	797-1098	2	797-0069	2	797-0069	2	797-1098	2	797-1098	2
12	Mounting Accessory Kit	5370-101-040	1	5370-101-040	1	5370-101-040	1	5371-101-024	1	5371-101-024	1
13	Cover Plate	686-1055	1	686-1055	1	686-1055	1	686-1055	1	686-1055	1
13a	Cover Plate Screws	797-0575	4	797-0575	4	797-0575	4	797-0575	4	797-0575	4
14	Center Housing	535-0176	1	535-0176	1	535-0176	1	535-0177	1	535-0177	1
15	Conduit Box (optional)	5370-101-042	1	5370-101-042	1	5370-101-042	1	5370-101-042	1	5370-101-042	1
16	Shaft	798-0046	1	798-0128	1	798-0085	1	798-0051	1	798-0254	1
16a	Key	590-0029	1	590-0029	1	590-0029	1	590-0019	1	590-0124	1
17	Retaining Ring	748-0101	2	748-0101	1	748-0101	1	748-0558	1	748-0558	1
17a	Ball Bearing	166-0150	1	166-0300	1	166-0300	1	166-0168	1	166-0168	1
18	Retaining Ring	748-0018	1	748-0018	1	748-0018	1	748-0067	1	748-0067	1
19	Assembly Bolts	797-1433	2	797-1433	2	797-1433	2	797-1438	2	797-1438	2
20	Connector	280-0038	1	280-0038	1	280-0038	1	280-0038	1	280-0038	1
21	Accessory Fan (optional)	5370-101-055	1	5370-101-055	1	5370-101-054	1	5371-101-029	1	N/A	
22	Washer	950-0441	1	950-0441	1	950-0441	1	950-0441	1	950-0441	1
23	Insulator	572-0327	1	572-0327	1	572-0327	1	572-0327	1	572-0327	1
EUM-W Unique Parts											
12W	Washdown Mounting Kit	5370-101-052	1	5370-101-052	1	5370-101-052	1	5371-101-028	1	5371-101-028	1
14W	Center Housing for Washdown	535-0181	1	535-0181	1	535-0181	1	535-0182	1	535-0182	1
15W	Conduit Box Kit	5370-101-045	1	5370-101-045	1	5370-101-045	1	5370-101-045	1	5370-101-045	1
16W	Shaft	798-0263	1	798-0265	1	798-0262	1	798-0259	1	798-0267	1
20W	Conduit Connector	280-0058	1	280-0058	1	280-0058	1	280-0058	1	280-0058	1
21W	Fan Kit (optional)	5370-101-060	1	5370-101-060	1	5370-101-061	1	5371-101-033	1	N/A	
26W	Gasket/Seal Repair Kit	5370-101-058	1	5370-101-058	1	5370-101-058	1	5371-101-032	1	5371-101-032	1
	Key	5370-101-072	1	5370-101-072	1	5370-101-072	1	5371-101-043	1	5371-101-044	1

Refer to Service Manual P-213.

These units meet the standards of UL 508 and are listed under guide card #NMTR 2, file #59164. These units are CSA certified under file #LR11543.

**Service Parts**

**EUM-1040 Clutch Combination**

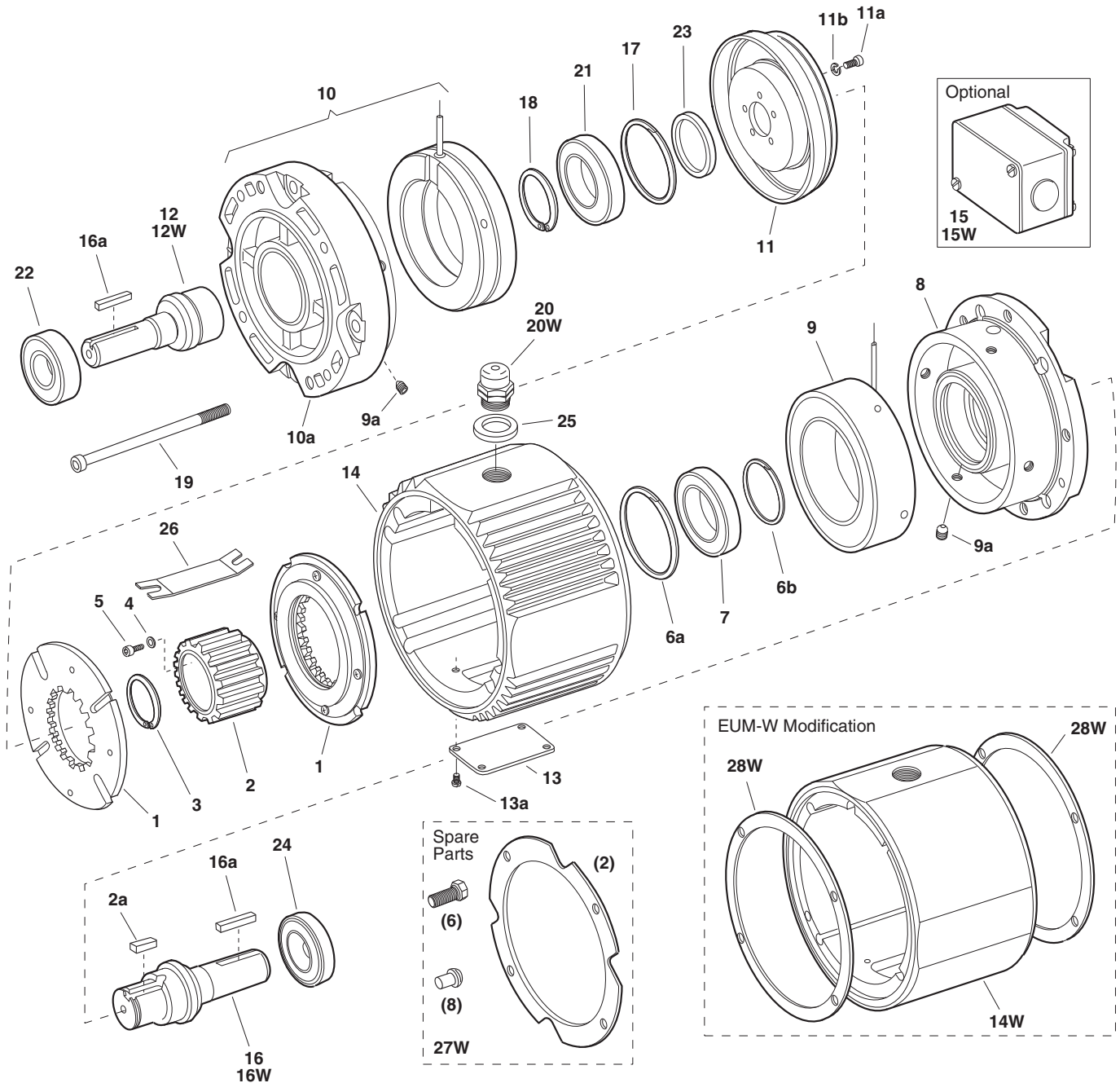


**EUM-1040 Clutch Combination**

**Component Parts**

Item	Description	EUM-50		EUM-180		EUM-210	
		Part No.	Qty.	Part No.	Qty.	Part No.	Qty.
1	Armature Assembly	5370-111-011	1	5370-111-013	1	5371-111-005	1
2	Armature Hub	540-1638	1	540-1642	1	540-0741	1
2a	Key	590-0043	1	590-0084	1		
3	Retaining Ring	748-0445	1	748-0676	1		
4	Lockwasher					950-0121	6
5	Capscrew					797-0081	6
6a	Retaining Ring	748-0113	1	748-0101	1	748-0112	1
6b	Retaining Ring	748-0113	1				
7a	Ball Bearing	166-0149	1	166-0101	1	166-0142	1
7b	Ball Bearing	166-0155	1	166-0143	1	166-0144	1
8	Endbell	456-1014	1	456-1019	1	456-1017	1
9	Clutch Field/Endbell Assembly 90 Volt	5370-451-076	1	5370-451-085	1	5371-451-032	1
10	Rotor/Hub Assembly	5370-751-023	1	5370-751-024	1	5371-751-014	1
10a	Set Screws	797-1098	2	797-0069	2	797-1098	2
11	Mounting Accessory Kit	5370-101-040	1	5370-101-040	1	5371-101-024	1
12	Cover Plate	686-1055	1	686-1055	1	686-1055	1
12a	Cover Plate Screws	797-0575	4	797-0575	4	797-0575	4
13	Center Housing	535-0176	1	535-0176	1	535-0177	1
14	Conduit Box (optional)	5370-101-042	1	5370-101-042	1	5370-101-042	1
15	Shaft	798-0046	1	798-0085	1	798-0051	1
15a	Key	590-0029	1	590-0029	1	590-0019	1
16	Retaining Ring	748-0101	2	748-0101	1	748-0558	1
16a	Ball Bearing	166-0150	1	166-0300	1	166-0168	1
17	Retaining Ring	748-0018	1	748-0018	1	748-0067	1
18	Assembly Bolts	797-1433	2	797-1433	2	797-1438	2
19	Connector	280-0038	1	280-0038	1	280-0038	1
20	Accessory Fan (optional)	5370-101-055	1	5370-101-054	1	5371-101-029	1
21	Washer	950-0441	1	950-0441	1	950-0441	1
22	Insulator	572-0327	1	572-0327	1	572-0327	1
	Key	5370-101-072	1	5370-101-072	1	5371-101-043	1

**EUM-2030 Clutch/Brake Combination**  
**EUM-W-2030 Clutch/Brake Combination**



**EUM-2030 Clutch/Brake Combination**  
**EUM-W-2030 Clutch/Brake Combination**

**Component Parts**

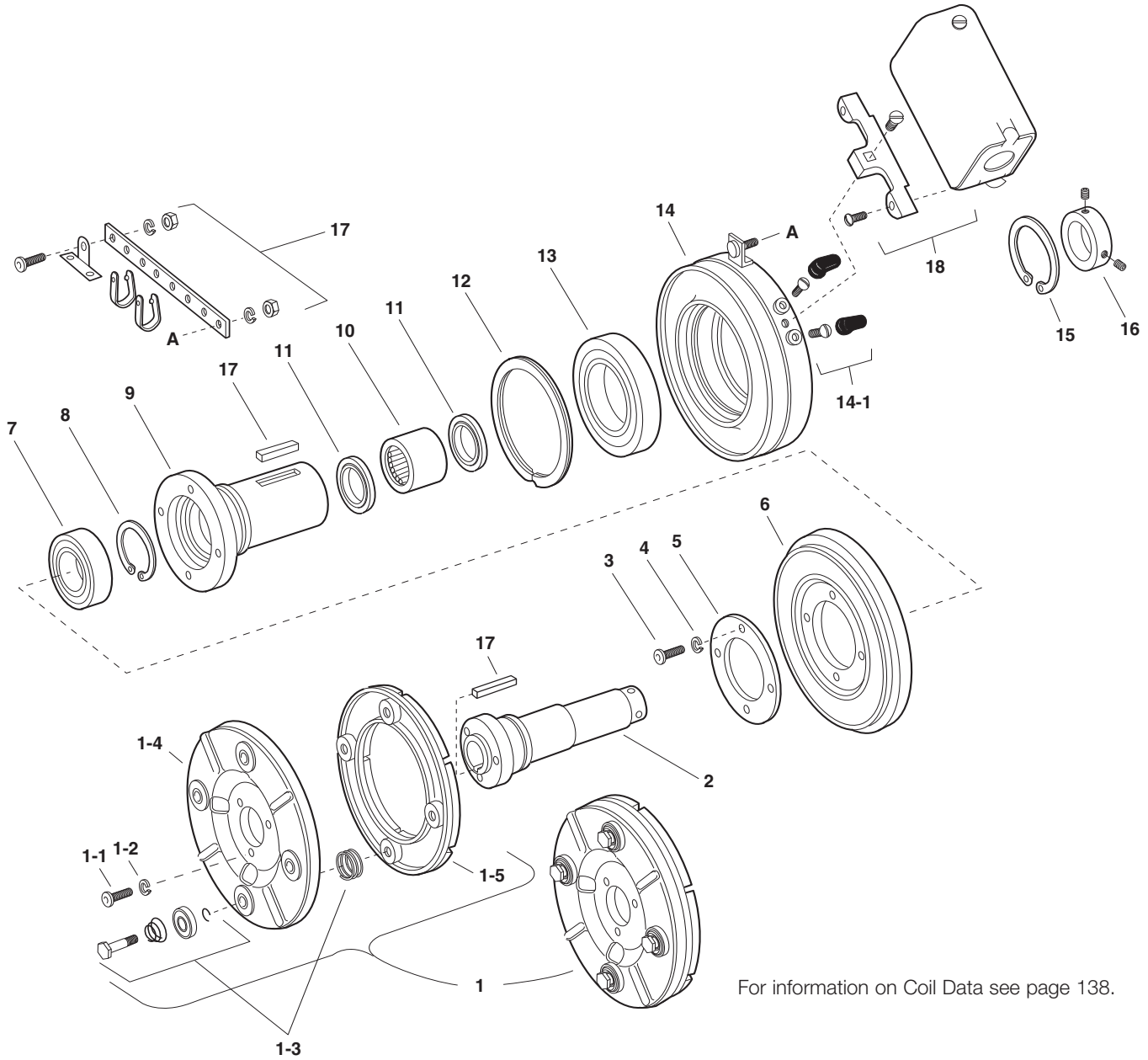
Item	Description	EUM-50		EUM-180		EUM-210	
		Part No.	Qty.	Part No.	Qty.	Part No.	Qty.
1	Armature Assembly	5370-111-011	2	5370-111-013	2	5371-111-005	2
2	Armature Hub	540-1638	1	540-1642	1	540-0741	1
2a	Key	590-0043	1	590-0084	1		
3	Retaining Ring	748-0445	1	748-0676	1		
4	Lockwasher					950-0121	6
5	Capscrew					797-0081	6
6a	Retaining Ring	748-0113	2	748-0101	1	748-0112	1
6b	Retaining Ring					748-2002	1
7	Ball Bearing	166-0149	1	166-0101	1	166-0142	1
8	Endbell/Brake	456-1014	1	456-1019	1	456-1017	1
9	Brake Magnet						
	6 volt	5370-631-037	1	5370-631-002	1	5371-631-002	1
	24 volt	5370-631-038	1	5370-631-005	1	5371-631-005	1
	90 volt	5370-631-036	1	5370-631-003	1	5371-631-003	1
9a	Set Screws	797-0471	4	797-0471	4	797-0471	8
10	Field (with Endbell EUM-50 and EUM-180)						
	6 volt	5370-451-082	1	5370-451-090	1	5371-451-002	1
	24 volt	5370-451-083	1	5370-451-091	1	5371-451-005	1
	90 volt	5370-451-081	1	5370-451-089	1	5371-451-003	1
10a	Endbell (EUM-210 only)					456-1018	1
11	Rotor	5370-751-033	1	5370-751-034	1	5371-751-006	1
11a	Screw	797-1294	4	797-1214	5	797-0081	6
11b	Washer	950-0102	4	950-0102	5	950-0121	6
12	Shaft/Clutch	798-0047	1	798-0124	1	798-0123	1
13	Cover Plate	686-1055	1	686-1055	1	686-1055	1
13a	Screws	797-0575	4	797-0575	4	797-0575	4
14	Center Housing	535-0176	1	535-0176	1	535-0177	1
15	Conduit Box (optional)	5370-101-042	1	5370-101-042	1	5370-101-042	1
16	Shaft/Brake	798-0046	1	798-0085	1	798-0051	1
16a	Key	590-0029	2	590-0029	2	590-0019	2
17	Retaining Ring	748-0113	2	748-0101	1	748-0112	1
18	Retaining Ring	748-0017	1			748-0202	1
19	Assembly Bolts	797-1477	2	797-1477	2	797-1476	2
20	Connector	280-0038	1	280-0038	1	280-0038	1
21	Bearing	166-0149	1	166-0101	1	166-0142	1
22	Bearing	166-0155	1	166-0143	1	166-0144	1
23	Spacer			807-0062	1	807-0061	1
24	Bearing	166-0155	1	166-0143	1	166-0144	1
25	Washer	950-0441	1	950-0441	1	950-0441	1
26	Insulator	572-0327	1	572-0327	1	572-0327	1
EUM-W Unique Parts							
12W	Shaft/Clutch	798-0264	1	798-0261	1	798-0260	1
14W	Center Housing for Washdown	535-0181	1	535-0181	1	535-0182	1
15W	Conduit Box Kit (optional)	5370-101-045	1	5370-101-045	1	5370-101-045	1
16W	Shaft/Brake	798-0263	1	798-0262	1	798-0259	1
20W	Conduit Connector	280-0058	1	280-0058	1	280-0058	1
27W	Washdown Mounting Kit	5370-101-051	1	5370-101-051	1	5371-101-027	1
28W	Gasket/Seal Repair Kit	5370-101-058	1	5370-101-058	1	5371-101-032	1

Refer to Service Manual P-213.

These units meet the standards of UL 508 and are listed under guide card #NMTR 2, file #59164. These units are CSA certified under file #LR11543.

**Service Parts**

**EC-375, EC-475, EC-650**



For information on Coil Data see page 138.

**Electrical and Mechanical Data**

Model Size	Voltage DC	Static Torque (lb. ft.)	Max. Speed RPM	Inertia-WR <sup>2</sup> (lb. ft <sup>2</sup> )			Total Inner Sleeve	Weight lbs.
				Armature & Carrier	Rotor	Outer Sleeve		
EC-375	6	16 lb. ft.	5000	.010	.018	.001	.001	4
	24	16 lb. ft.	5000	.010	.018	.001	.001	4
	90	16 lb. ft.	5000	.010	.018	.001	.001	4
EC-475	6	30 lb. ft.	4500	.072	.033	.006	.002	8
	24	30 lb. ft.	4500	.072	.033	.006	.002	8
	90	30 lb. ft.	4500	.072	.033	.006	.002	8
EC-650	6	95 lb. ft.	3600	.106	.202	.010	.013	18
	24	95 lb. ft.	3600	.106	.202	.010	.013	18
	90	95 lb. ft.	3600	.106	.202	.010	.013	18

**Service Parts**

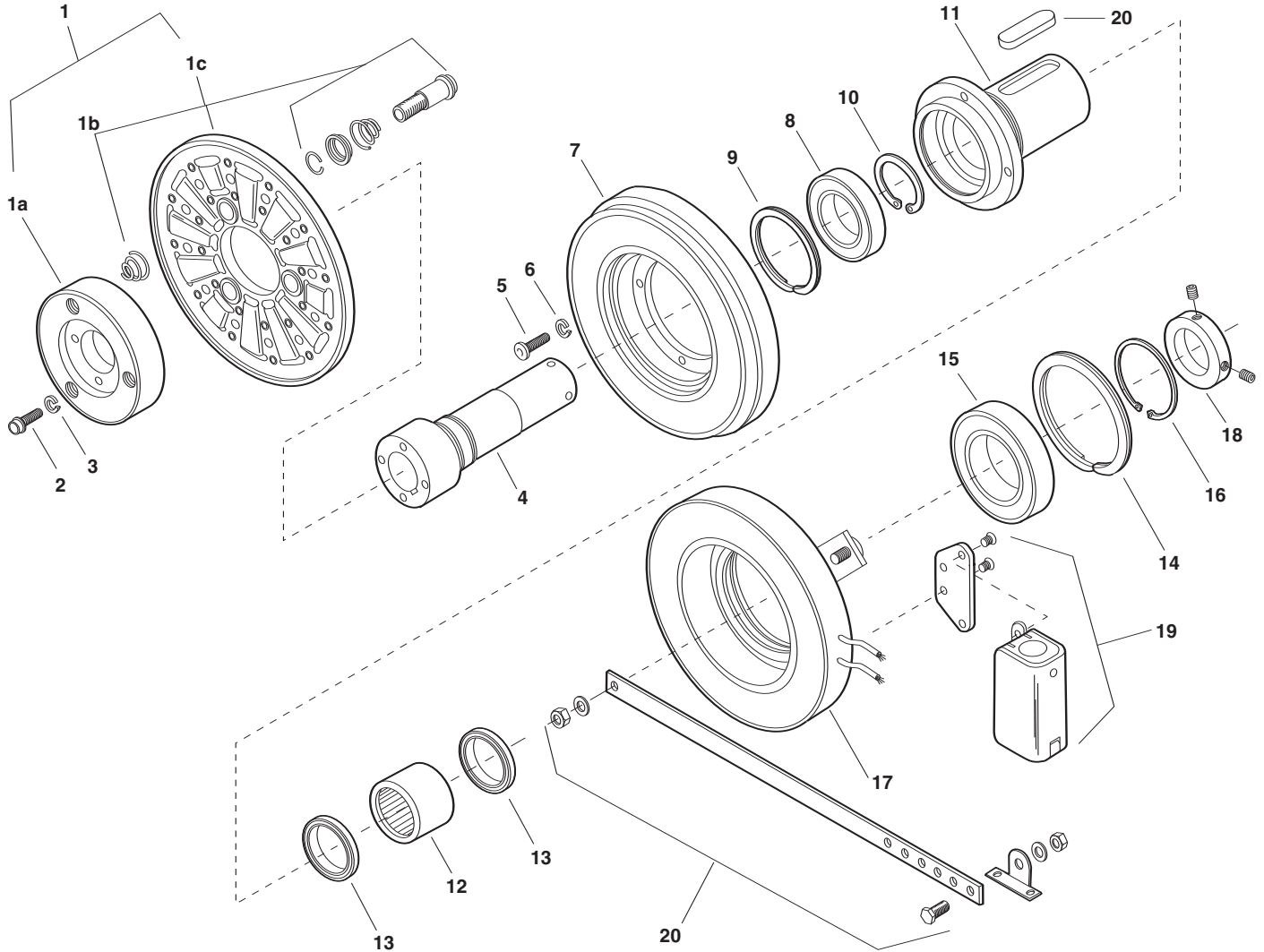


**Component Parts**

Item	Description	EC-375		EC-475		EC-650	
		Part No.	Qty.	Part No.	Qty.	Part No.	Qty.
1	Armature & Carrier Assembly	5380-101-006	1	5181-101-003	1	5281-101-003	1
	1-1 Capscrew	797-1214	3	797-1214	3	797-0086	3
	1-2 Lockwasher	950-0102	3	950-0102	3	950-0102	3
	1-3 Autogap Accessory	5180-101-011	3	5181-101-010	4	5181-101-010	4
	1-4 Carrier	5380-295-002	1	5181-295-002	1	5281-295-002	1
	1-5 Armature	5180-111-002	1	5181-111-002	1	5281-111-002	1
2	Inner Sleeve		1		1		1
	1/2" Bore	803-0054					
	5/8" Bore	803-0055		803-0044			
	3/4" Bore			803-0042			
	7/8" Bore			803-0043			
	1" Bore					803-0047	
	1-1/8" Bore					803-0049	
	1-1/4" Bore					803-0048	
1-3/8" Bore					803-0050		
3	Screw	797-1050	6	797-1039	4	797-0083	4
4	Lockwasher	950-0105	6	950-0102	4	950-0103	4
5	Retainer Plate	748-0391	1	748-0393	1	748-0389	1
6	Rotor	5180-751-001	1	5181-751-001	1	5281-751-001	1
7	Ball Bearing	166-0149	1	166-0109	1	166-0110	1
8	Retainer ring	748-0017	1	748-0023	1	748-0002	1
9	Outer Sleeve	5180-104-001	1	5181-014-001	1	5281-104-001	1
10	Sleeve Bearing	166-0177	1	166-0179	1	166-0178	1
11	Oil Seal	795-0027	2	795-0028	2	795-0026	2
12	Retainer Ring	748-0101	1	748-0102	1	748-0104	1
13	Ball Bearing	166-0150	1	166-0110	1	166-0104	1
14	Field		1		1		1
	6 volt	5180-451-002		5181-451-002		5281-451-002	
	24 volt	5180-451-004		5181-451-004		5281-451-004	
	90 volt	5180-451-005		5181-451-005		5281-451-005	
	14-1 Terminal Accessory	5103-101-002	1	5103-101-002	1	5311-101-001	1
15	Retainer Ring	748-0018	1	748-0002	1	748-0004	1
16	Set Collar	266-0011	1	266-0012	1	266-0010	1
17	Accessory, W/Keys		1		1		1
	1/2" Bore	5180-101-001					
	5/8" Bore	5180-101-001		5181-101-001			
	3/4" Bore			5181-101-001			
	7/8" Bore			5181-101-002			
	1" Bore					5281-101-001	
	1-1/8" Bore					5281-101-001	
	1-1/4" Bore					5281-101-001	
1-3/8" Bore					5281-101-002		
18	Conduit Box	5200-101-010	1	5200-101-010	1	5200-101-010	1

These units when used with the correct Warner Electric conduit box, meets the standards of UL508 and are listed under guide care #NMTR, file #59164. These units are CSA Certified under file #LR11543.  
Refer to Service Manual P-210.

**EC-825**



**Component Parts**

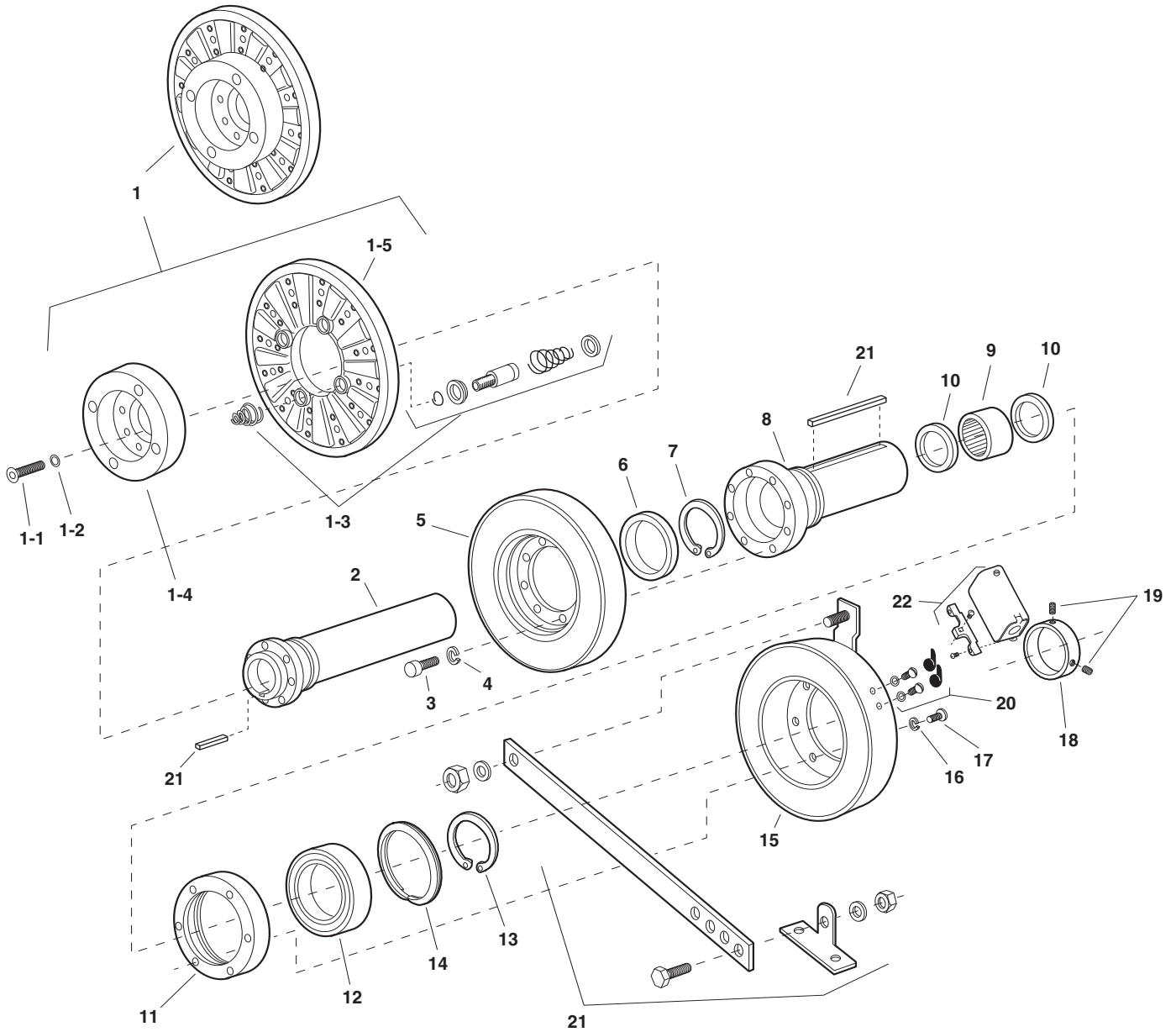
		EC-825	
Item	Description	Part No.	Qty.
1	Armature Assembly	5282-111-002	1
	1a Hub	540-1298	1
	1b Autogap Accessory	5201-101-068	3
	1c Armature	5282-111-001	1
2	Capscrew	797-0081	4
3	Lockwasher	950-0103	4
4	Inner Sleeve		1
	1-1/8" Bore	803-0069	
	1-1/4" Bore	803-0070	
	1-3/8" Bore	803-0071	
5	Capscrew	797-0086	4
6	Lockwasher	950-0103	4
7	Rotor Assembly	5282-751-001	1
8	Ball Bearing	166-0110	1
9	Retainer Ring	748-0102	1
10	Retainer Ring	748-0002	1
11	Rotor Adapter	5282-105-002	1

		EC-825	
Item	Description	Part No.	Qty.
12	Roller Bearing	166-0178	1
13	Oil Seal	795-0026	2
14	Retainer Ring	748-0104	1
15	Ball Bearing	166-0104	1
16	Retainer Ring	748-0004	1
17	Field		
	6 volt	5282-451-002	
	24 volt	5282-451-004	
	90 volt	5282-451-005	
18	Set Collar	266-0010	1
19	Conduit Box	5200-101-012	1
20	Mounting Accessory with Keys	5282-101-001	1

Refer to Service Manual P-210.

These units when used with the correct Warner Electric conduit box, meets the standards of UL508 and are listed under guide care #NMTR, file #59164. These units are CSA Certified under file #LR11543.

**EC-1000, EC-1225**



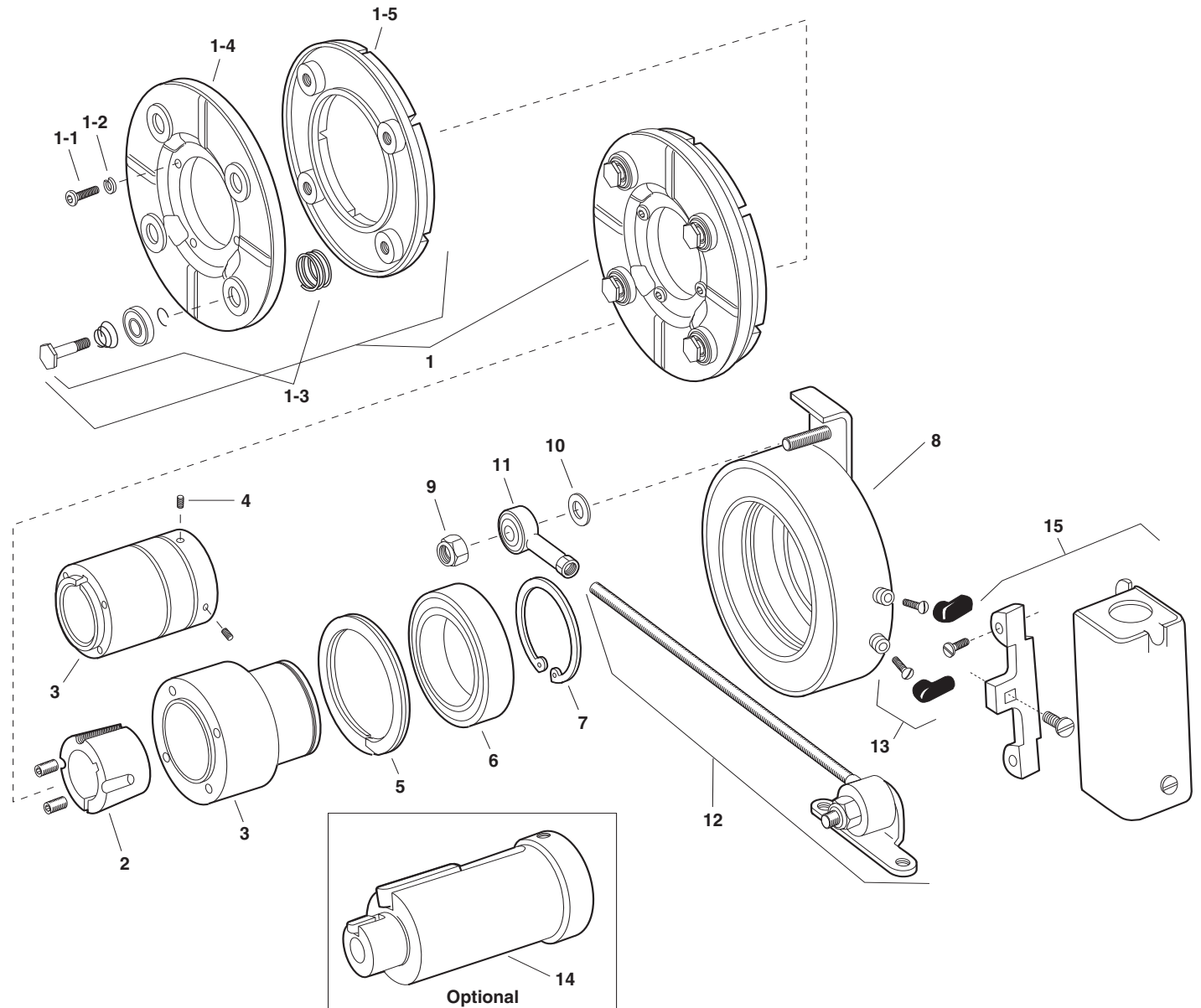
**Component Parts**

Item	Description	EC-1000		EC-1225	
		Part No.	Qty.	Part No.	Qty.
1	Armature & Carrier Assembly	5283-111-001	1	5284-111-001	1
	1-1 Capscrew	797-1163	6	797-1163	8
	1-2 Lockwasher	950-0111	6	950-0111	8
	1-3 Autogap Accessory	5201-101-008	3	5201-101-008	4
	1-4 Hub	540-1338	1	540-1340	1
	1-5 Armature	5302-111-013	1	5385-111-003	1
2	Inner Sleeve		1		1
	3/8" Bore	803-0027			
	1-1/2" Bore	803-0166			
	1-5/8" Bore	803-0028			
	1-5/8" Bore			803-0078	
	1-7/8" Bore			803-0030	
	2-1/8" Bore			803-0031	
3	Capscrew	797-0083	8	797-0416	8
4	Lockwasher	950-0103	8	950-0106	8
5	Rotor Assembly	5283-101-002	1	5284-101-006	1
6	Ball Bearing	166-0168	1	166-0170	1
7	Retainer Ring	748-0067	1	748-0503	1
8	Outer Sleeve	803-0025	1	803-0032	1
9	Roller Bearing	166-0180	1	166-0181	1
10	Oil Seal	795-0029	2	795-0033	2
11	Adapter Ring	748-0480	1	748-0466	1
12	Ball Bearing	166-0163	1	166-0163	1
13	Retainer Ring	748-0502	1	748-0502	1
14	Retainer Ring	748-0114	1	748-0114	1
15	Field		1		1
	6 volt	5283-451-002		5284-451-002	
	24 volt	5283-451-010		5284-451-010	
	90 volt	5283-451-003		5284-451-003	
16	Lockwasher	950-0355	6	950-0359	6
17	Capscrew	797-0083	6	797-0416	6
18	Set Collar	266-0015	1	266-0016	1
19	Set Screw	797-0468	2	797-0130	2
20	Terminal Accessory	5311-101-001	1	5311-101-001	1
21	Mounting Accessory with Keys		1		1
	1-3/8" Bore	5283-101-005			
	1-1/2" Bore	5283-101-009			
	1-5/8" Bore	5283-101-006		5284-101-007	
	1-7/8" Bore			5284-101-001	
	2-1/8" Bore			5284-101-002	
22	Conduit Box	5200-101-011	1	5200-101-011	1

Refer to Service Manual P-210.

These units when used with the correct Warner Electric conduit box, meets the standards of UL508 and are listed under guide care #NMTR, file #59164. These units are CSA Certified under file #LR11543.

**EB-375, EB-475, EB-650**



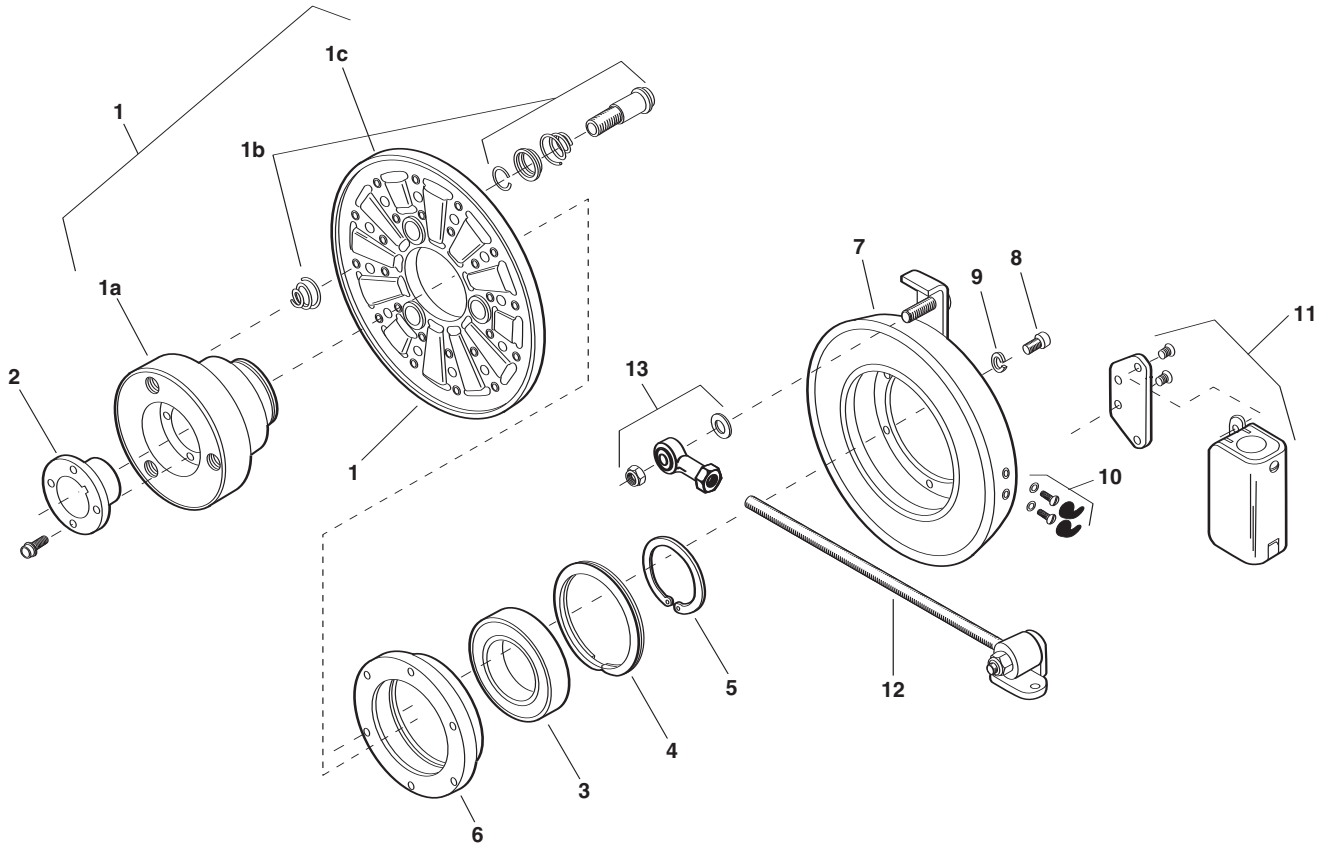
**Component Parts**

Item	Description	EB-375		EB-475		EB-650	
		Part No.	Qty.	Part No.	Qty.	Part No.	Qty.
1	Armature & Carrier Assembly	5380-101-006	1	5381-101-004	1	5382-101-005	1
	1-1 Capscrew	797-1214	3	797-1214	4	797-0086	4
	1-2 Lockwasher	950-0102	3	950-0102	4	950-0103	4
	1-3 Autogap Accessory	5180-101-011	3	5181-101-010	4	5181-101-010	4
	1-4 Carrier	5380-295-002	1	5381-295-003	1	5382-295-002	1
	1-5 Armature	5180-111-002	1	5181-111-002	1	5281-111-002	1
2	*Bushing			180-0410-180-0418 1/2" to 1" bore	1	180-0421-180-0435 1/2" to 1-3/8" bore	1
3	Hub		1	540-0524	1	540-0523	1
	1/2" Bore	540-0520					
	5/8" Bore	540-0519					
4	Set Screw		2				
	1/2" Bore	797-0368					
	5/8" Bore	797-0366					
5	Retainer Ring	748-0101	1	748-0102	1	748-0104	1
6	Ball Bearing	166-0150	1	166-0110	1	166-0104	1
7	Retainer Ring	748-0018	1	748-0002	1	748-0004	1
8	Magnet		1		1		1
	6 volt	5380-631-003		5381-631-003		5382-631-003	
	24 volt	5380-631-004		5381-631-004		5382-631-005	
	90 volt	5380-631-002		5381-631-002		5382-631-002	
9	Locknut	661-0050	1	661-0051	1	661-0004	1
10	Washer	950-0029	1	950-0026	1	950-0030	1
11	Rod End Bearing	166-0186	1	166-0187	1	166-0188	1
12	Torque Arm Rod Assembly	5380-112-001	1	5381-112-001	1	5382-112-001	1
13	Terminal Accessory	5311-101-001	1	5311-101-001	1	5311-101-001	1
14	Adapter (optional)		1		1		1
	5/8" Motor Shaft	5380-101-005					
	7/8" Motor Shaft	5380-101-004					
	1-1/8" Motor Shaft			5381-101-003			
	1-3/8" Motor Shaft					5382-101-003	
	1-5/8" Motor Shaft					5382-101-002	
15	Conduit Box	5200-101-010	1	5200-101-010	1	5200-101-010	1

\*See page 235 for specific part numbers.  
 Refer to Service Manual P-211.

These units when used with the correct Warner Electric conduit box, meets the standards of UL508 and are listed under guide care #NMTR, file #59164. These units are CSA Certified under file #LR11543.

**EB-825**





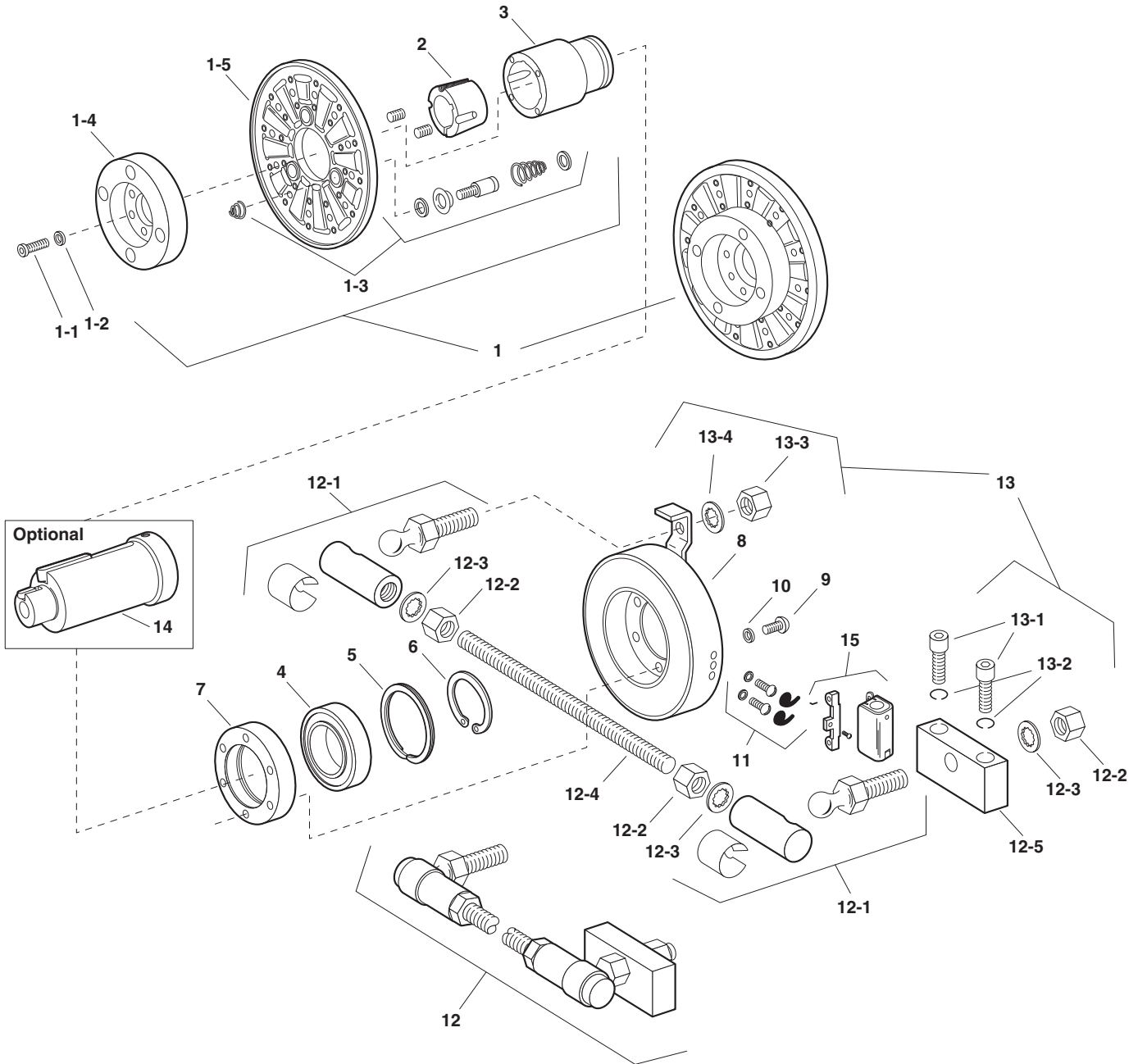
**Component Parts**

EB-825			
Item	Description	Part No.	Qty.
1	Armature Assembly	5383-111-001	1
	1a Hub	540-1299	1
	1b Autogap Assembly	5201-101-008	3
	1c Armature	5282-111-001	1
2	*Bushing	180-0002 to 180-0018 1/2" to 1-1/2" Bore	1
3	Ball Bearing	166-0168	1
4	Retainer Ring	748-0120	1
5	Retainer Ring	748-0584	1
6	Adapter Ring	748-0631	1

EB-825			
Item	Description	Part No.	Qty.
7	Magnet Assembly		1
	6 volt	5383-631-002	
	24 volt	5383-631-004	
	90 volt	5383-631-005	
8	Capscrew	797-0079	6
9	Lockwasher	950-0372	6
10	Terminal Accessory	5311-101-001	1
11	Conduit Box	5200-101-011	1
12	Torque Arm Rod Assembly	5382-112-001	1
13	Rod End Assembly	5382-101-007	1

\*See page 235 for specific part numbers.  
Refer to Service Manual P-211.

These units when used with the correct Warner Electric conduit box, meets the standards of UL508 and are listed under guide care #NMTR, file #59164.



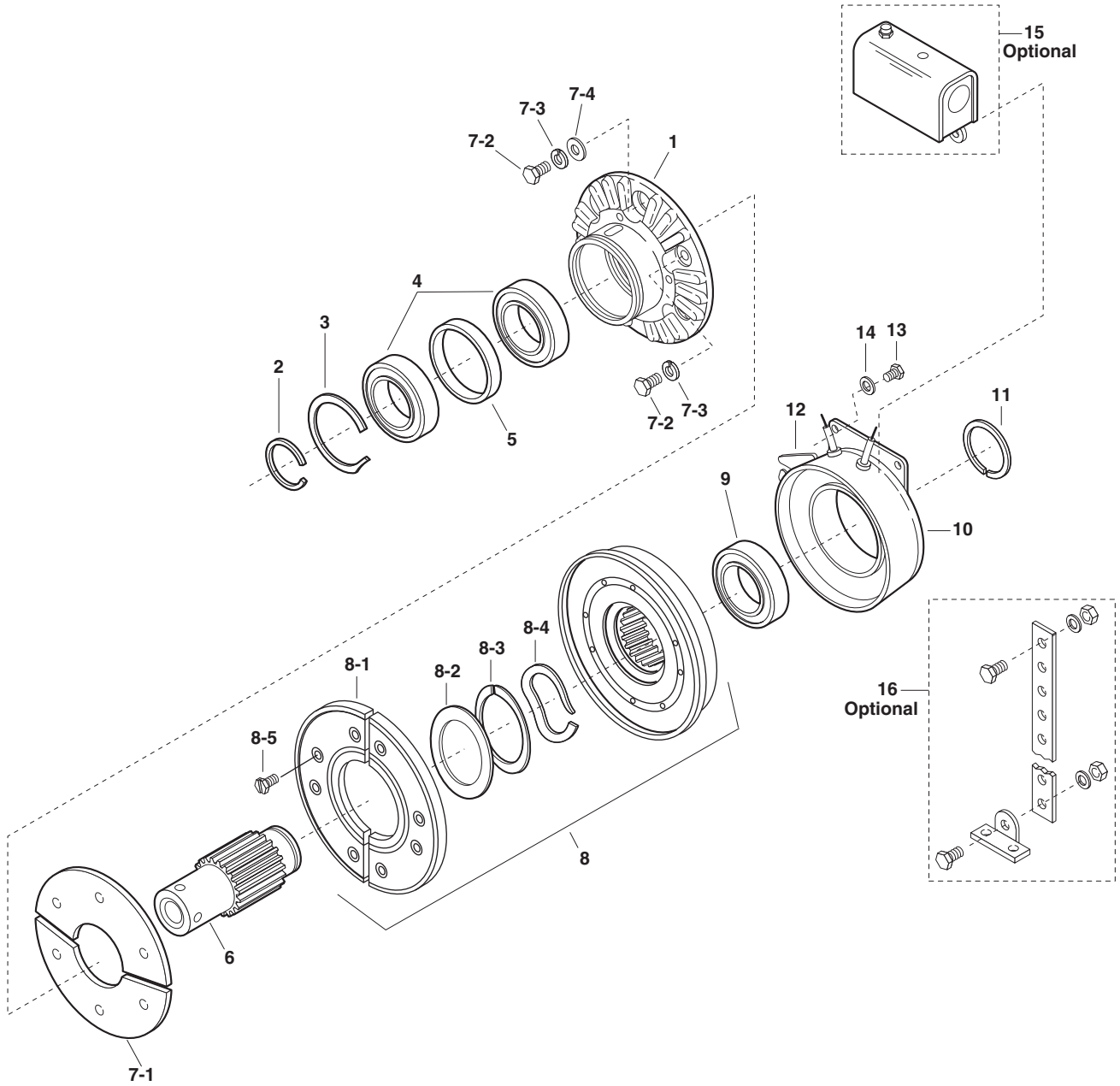
**Component Parts**

Item	Description	EB-1000		EB-1225	
		Part No.	Qty.	Part No.	Qty.
1	Armature & Carrier Assembly	5384-111-003	1	5385-111-004	1
	1-1 Capscrew	797-1163	6	797-1163	8
	1-2 Lockwasher	950-0111	6	950-0111	8
	1-3 Autogap Accessory	5201-101-008	3	5201-101-008	4
	1-4 Hub	540-1339	1	540-1341	1
	1-5 Armature	5302-111-013	1	5385-111-003	1
2	*Bushing	180-0131-180-0149 1/2" to 1-5/8" bore	1	180-0185-180-0217 1/2" to 2-1/2" bore	1
3	Hub	540-0579	1	540-0578	1
4	Ball Bearing	166-0164	1	166-0163	1
5	Retainer Ring	748-0116	1	748-0114	1
6	Retiner Ring	748-0501	1	748-0074	1
7	Adapter Ring	748-0467	1	748-0465	1
8	Magnet Assembly		1		1
	6 volt	5384-631-002		5385-631-002	
	24 volt	5384-631-009		5385-631-009	
	90 volt	5384-631-003		5385-631-003	
9	Capscrew	797-0416	6	797-0416	6
10	Lockwasher	950-0106	6	950-0106	6
11	Terminal Accessory	5311-101-001	1	5311-101-001	1
12	Torque Arm Rod Assembly	5385-757-001	1	5385-757-001	1
	12-1 Ball Joint	585-0001	2	585-0001	2
	12-2 Jam Nut	661-0012	3	661-0012	3
	12-3 Lockwasher	950-0114	3	950-0114	3
	12-4 Threaded Rod	756-0030	1	756-0030	1
	12-5 Bracket	174-0073	1	174-0073	1
13	Torque Arm Mounting Accessory	5385-101-001	1	5385-101-001	1
	13-1 Capscrew	797-0293	2	797-0293	2
	13-2 Lockwasher	950-0354	2	950-0354	2
	13-3 Jam Nut	661-0012	1	661-0012	1
	13-4 Lockwasher	950-0114	1	950-0114	1
14	Adapter (optional)		1		1
	1-5/8" Motor Shaft	5384-101-008			
	1-7/8" Motor Shaft	5384-101-007			
	2-1/8" Motor Shaft	5384-101-010		5385-101-008	
	2-3/8" Motor Shaft			5385-101-007	
15	Conduit Box	5200-101-011	1	5200-101-011	1

\*See page 235 for specific part numbers.  
 Refer to Service Manual P-211.

These units when used with the correct Warner Electric conduit box, meets the standards of UL508 and are listed under guide care #NMTR, file #59164. These units are CSA Certified under file #LR11543.

**ATC-25, ATC-55, ATC-115**



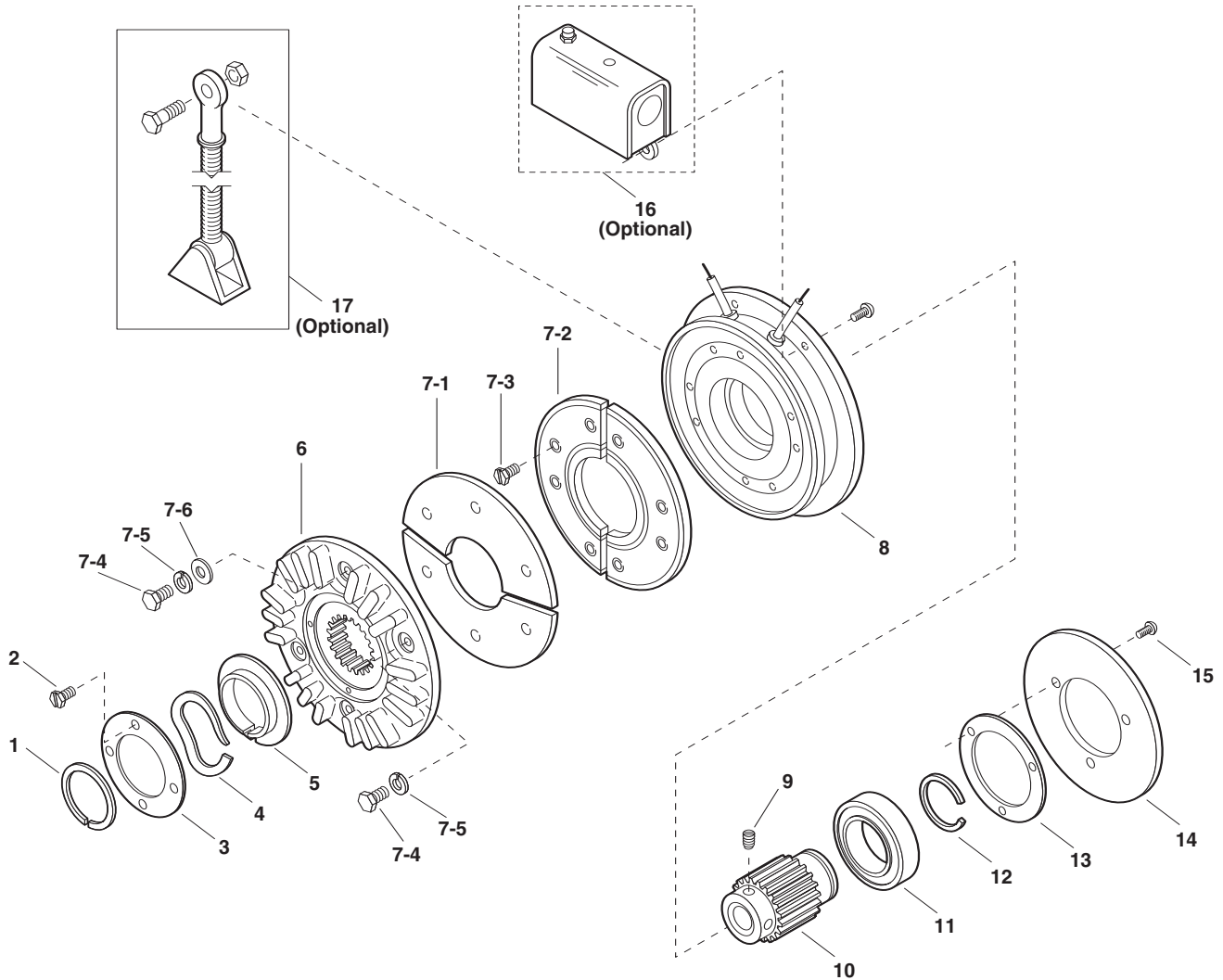
**ATC-25, ATC-55, ATC-115**

**Component Parts**

Item	Description	ATC-25		ATC-55		ATC-115	
		Part No.	Qty.	Part No.	Qty.	Part No.	Qty.
1	Armature Hub	540-0907	1	540-0852	1	540-0863	1
2	Retaining Ring	748-0732	1	748-0726	1	748-0737	1
3	Retaining Ring	748-0731	1	748-0728	1	748-0736	1
4	Bearing	166-0278	2	166-0277	2	166-0279	2
5	Spacer	807-0119	1	807-1061	1	807-1063	1
6	Splined Hub		1		1		1
	1/2" Bore	540-0910					
	5/8" Bore	540-0911					
	3/4" Bore	540-0912		540-1501			
	7/8" Bore	540-0913		540-1502			
	1" Bore			540-1503			
	1-1/8" Bore			540-1504		540-0857	
	1-1/4" Bore					540-0858	
	1-3/8" Bore					540-0859	
	1-1/2" Bore					540-0860	
*7-1	Armature	110-0220	1	110-0218	1	110-0223	1
*7-2	Screw	797-1519	4	797-1462	6	797-1463	6
*7-3	Lockwasher	950-0436	4	950-0355	6	950-0355	6
*7-4	Flatwasher			950-0023	2	950-0023	2
*8	Rotor	5161-751-001	1	5162-751-001	1	5163-751-001	1
8-1	Facing Assembly	5161-445-003	1	5162-445-003	1	5163-445-003	1
8-2	Retainer Plate					686-0108	1
8-3	Detent Ring	748-2031	1	748-2038	1	748-2020	1
8-4	Wave Spring	808-0404	1	808-0401	1	808-0384	2
8-5	Machine Screw	797-1389	8	797-1389	8	797-1389	8
*9	Bearing	166-0283	1	166-0284	1	166-0279	1
10	Field Assembly		1		1		1
	6 volts DC	5161-451-002		5162-451-002		5163-451-002	
	90 volts DC	5161-451-003		5162-451-003		5163-451-003	
	24 volts DC	5161-451-004		5162-451-004		5163-451-004	
*11	Retainer Ring	748-0018	1	748-0727	1	748-0737	1
12	Adapter					104-0300	2
13	Screw					797-1396	4
14	Lockwasher					950-0102	4
<b>Optional Accessory Items</b>							
15	Conduit box 100-1	5162-101-002	1	5162-101-002	1	5162-101-002	1
16	Restraining Arm Assembly	5162-101-004	1	5162-101-004	1	5163-101-004	1
<b>Kit Items</b>							
	* Clutch Rebuild Kit	5161-101-011	1	5162-101-011	1	5163-101-011	1
	(includes items 7-1, 7-2, 7-3, 7-4, 8, 9, 11)						
	Note: In some versions of this product, item 8 consists of a one (1) piece rotor.						
	Friction Face Replacement Kit	5161-101-007		5162-101-007		5163-101-007	
	For Clutches with Replaceable Friction Face Only						
<b>Mounting Accessory Kits (not shown)</b>							
1	1/2" Bore - 3/4" Bore	5161-101-001					
1-1	Ring Retainer Ext.	748-0734	1				
1-2	Wire Retainer	742-0027	1				
1-3	Key	590-0104	1				
1-4	Setscrew	797-1393	2				
1	7/8" Bore	5161-101-002					
1-1	Ring Retainer Ext.	748-0734	1				
1-2	Wire Retainer	742-0027	1				
1-3	Key	590-0104	1				
1-4	Collar and Setscrew	266-0031	1				
1	3/4" Bore - 1" Bore			5162-101-001			
1-1	Ring Retainer Ext.			748-0725	1		
1-2	Wire Retainer			742-0026	1		
1-3	Key			590-0103	1		
1-4	Setscrew			797-1386	2		
1	1-1/8" Bore			5162-101-010			
1-1	Ring Retainer Ext.			748-0725	1		
1-2	Wire Retainer			742-0026	1		
1-3	Key			590-0103	1		
1-4	Setscrew			797-1077	2		
1-5	Collar			266-0032	1		
1	All bore sizes					5163-101-001	
1-1	Ring Retainer Ext.					748-0738	1
1-2	Wire Retainer					742-0026	1
1-3	Key					590-0105	1
1-4	Setscrew					797-1395	

**Service Parts**

**ATB-25, ATB-55, ATB-115**



**Electrical and Mechanical Data**

Model Size	Voltage DC	Unit	Resistance (Ohms)	Current (Amps)	Watts	Coil Build Up (MMS)	Coil Decay (MMS)	Inertia*-WR <sup>2</sup> (lb.ft. <sup>2</sup> )	Max. RPM	Weight lbs.
25	6	Brake	1.37	4.38	26.3	145	9	.048	3600	8
	24		20.2	1.19	28.6	145	9	.048	3600	8
	90		290	.31	27.9	145	9	.048	3600	8
55	6	Brake	1.21	4.96	29.8	210	35	.173	3600	18
	24		19.6	1.22	29.3	210	35	.173	3600	18
	90		230	.39	35.2	210	35	.173	3600	18
115	6	Brake	1.02	5.91	35.4	150	45	.483	3600	28
	24		16.5	1.46	35	150	45	.483	3600	28
	90		182	.50	44.6	150	45	.483	3600	28

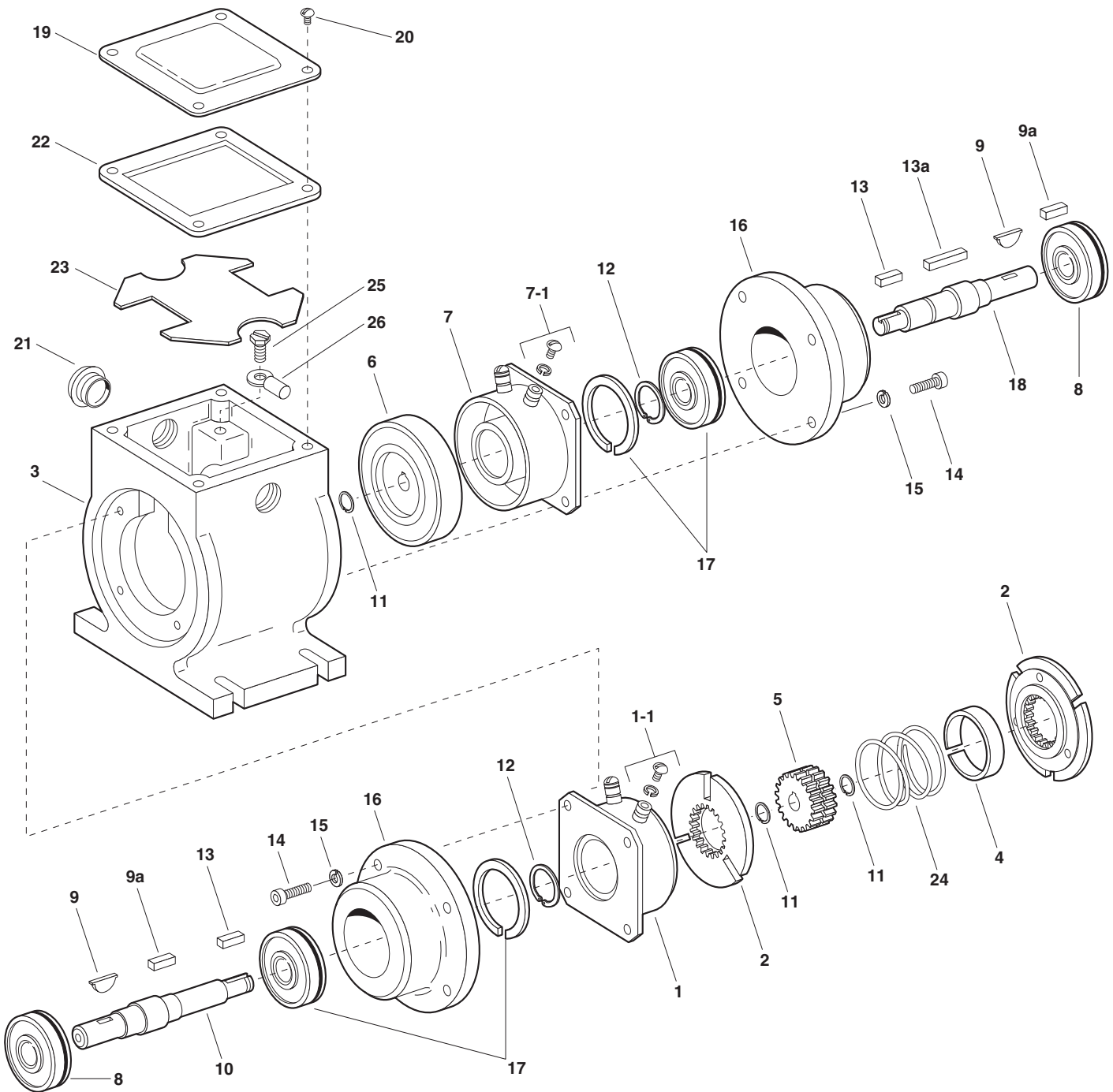
**ATB-25, ATB-55, ATB-115**

**Component Parts**

Item	Description	ATB-25		ATB-55		ATB-115	
		Part No.	Qty.	Part No.	Qty.	Part No.	Qty.
†1	Retainer	748-0018	1	748-0727	1	748-0737	1
†2	Screw	797-0321	3	797-0321	4	797-0321	4
3	Plate	686-0166	1	686-0162	1	686-0171	1
†4	Wave Spring	808-0404	1	808-0401	1	808-0384	2
†5	Detent Ring	748-2031	1	748-2038	1	748-2020	1
6	Armature Hub	540-0908	1	540-0851	1	540-0864	1
*†7-1	Armature	110-0220	1	110-0218	1	110-0223	1
*†7-2	Facing Assembly	5161-445-003	1	5162-445-003	1	5163-445-003	1
*†7-3	Screw	797-1389	6	797-1389	8	797-1389	8
*†7-4	Screw	797-1519	4	797-1462	6	797-1463	6
*†7-5	Lockwasher	950-0436	4	950-0355	4	950-0355	6
*†7-6	Flatwasher			950-0023	2	950-0023	2
8	Magnet Assembly		1		1		1
	6 volts DC	5191-631-002		5192-631-002		5193-631-002	
	24 volts DC	5191-631-004		5192-631-004		5193-631-004	
	90 volts DC	5191-631-003		5192-631-003		5193-631-003	
†9	Setscrew	797-1393	2	797-1386	2	797-1395	2
10	Splined Hub		1		1		1
	1/2" Bore	540-0901					
	5/8" Bore	540-0902					
	3/4" Bore	540-0903		540-1512			
	7/8" Bore	540-0904		540-1513			
	1" Bore			540-1514			
	1-1/8" Bore			540-1515		540-0866	
	1-1/4" Bore					540-0867	
1-3/8" Bore					540-0868	1	
1-1/2" Bore					540-0869	1	
†11	Ball Bearing	166-0283	1	166-0277	1	166-0279	1
†12	Retainer Ring	748-0018	1	748-0276	1	748-0737	1
13	Shim	801-1035	1	801-1034	1	801-1036	1
14	Backplate	686-0167	1	686-0163	1	686-0172	1
†15	Screw	797-1392	4	797-0437	3	797-0447	3
<b>Optional Accessory Items</b>							
16	Conduit box	5162-101-002	1	5162-101-002	1	5162-101-002	1
17	Torque Arm	5191-101-001	1	5192-101-001	1	5193-101-001	1
<b>Kit Items</b>							
*†18	Friction Face Replacement Kit (includes items 7-1, 7-2, 7-3, 7-4, 7-5, 7-6)	5161-101-007	1	5162-101-007	1	5163-101-007	1
†19	Brake Rebuild Kit (includes items, 1, 2, 4, 5, 7-1, 7-2, 7-3, 7-4, 7-5, 7-6, 9, 11, 12, 15)	5191-101-006	1	5192-101-006	1	5193-101-006	1

Refer to Service Manual P-218.

**EP-170, EP-250, EP-400**





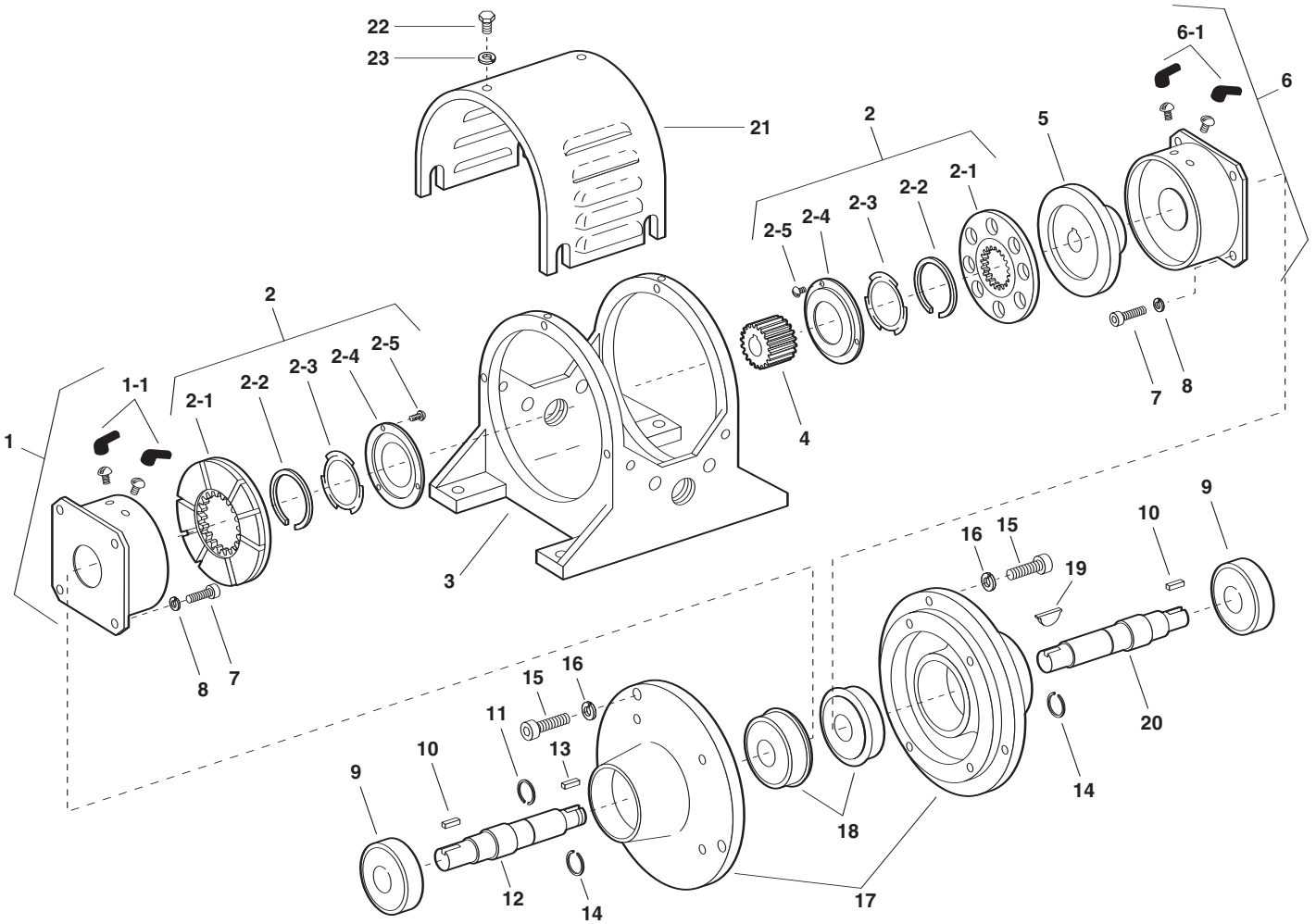
**Component Parts**

Item	Description	EP-170		EP-250		EP-400	
		Part No.	Qty.	Part No.	Qty.	Part No.	Qty.
1	Magnet Assembly		1		1		1
	6 volt	5375-631-003		5319-631-002		5115-631-002	
	24 volt	5375-631-005		5319-631-003		5115-631-003	
	90 volt	5375-631-007		5319-631-005		5115-631-004	
1-1	Terminal Accessory	†		5103-101-002	1	5103-101-002	1
2	Armature Assembly with Autogap	110-0111	2	5130-111-008	2	5131-111-001	2
3	Housing	535-0079	1	535-0082	1	535-0083	1
4	Armature Spacer	807-1021	1				
5	Splined Armature Hub	540-1250	1	540-1635	1	540-2034	1
6	Rotor Assembly	5603-751-029	1	5103-751-010	1	5104-751-034	1
7	Field Assembly		1		1		1
	6 volt	5603-451-047		5103-451-002		5104-451-032	
	24 volt	5603-451-049		5103-451-004		5104-451-033	
	90 volt	5603-451-051		5103-451-007		5104-451-034	
7-1	Terminal Accessory	†		5103-101-002	1	5103-101-002	1
8	Ball Bearing	166-0112	2	166-0114	2	166-0116	2
9	Key	590-0095	2	590-0014	2		
9a	Key					590-0016	2
10	Shaft, Brake	798-0136	1	798-0133	1	798-0131	1
11	Retainer Ring	748-0346	2	748-0347	2	748-0348	2
12	Retainer Ring	748-0042	2	748-0024	2	748-0022	2
13	Key	590-0089	2	590-0088	2	590-0087	1
13a	Key					590-0106	1
14	Capscrew	797-1219	8	797-1219	8	797-1220	8
15	Lockwasher	950-0351	8	950-0351	8	950-0355	8
16	Bearing Housing	535-0080	2	535-0081	2	535-0084	2
17	Ball Bearing, with Retainer	166-0111	2	166-0113	2	166-0115	2
18	Shaft, Clutch	798-0135	1	798-0134	1	798-0132	1
19	Cover Plate	686-1017	1	686-1018	1	686-1019	1
20	Screw	797-0015	4	797-0015	4	797-0015	4
21	Dust Plug	680-0037	2	680-0037	2	680-0037	2
22	Gasket	495-0003	1	495-0004	1	495-0005	1
23	Insulator	572-0573	1	572-0572	1	572-0574	1
24	Vertical Mfg. Spring Kit Optional	5603-101-001	1	5103-101-006	1	5104-101-005	1
25	Ground Screw		1	797-1245	1	797-1245	1
26	Terminal		1	900-0116	1	900-0016	1

†Lead wires used on EP-170.

These units meet the standards of UL508 and are listed under guide card #NMTR, file #59164. These units are CSA certified under file #LR11543.

**EP-500**



**Component Parts**

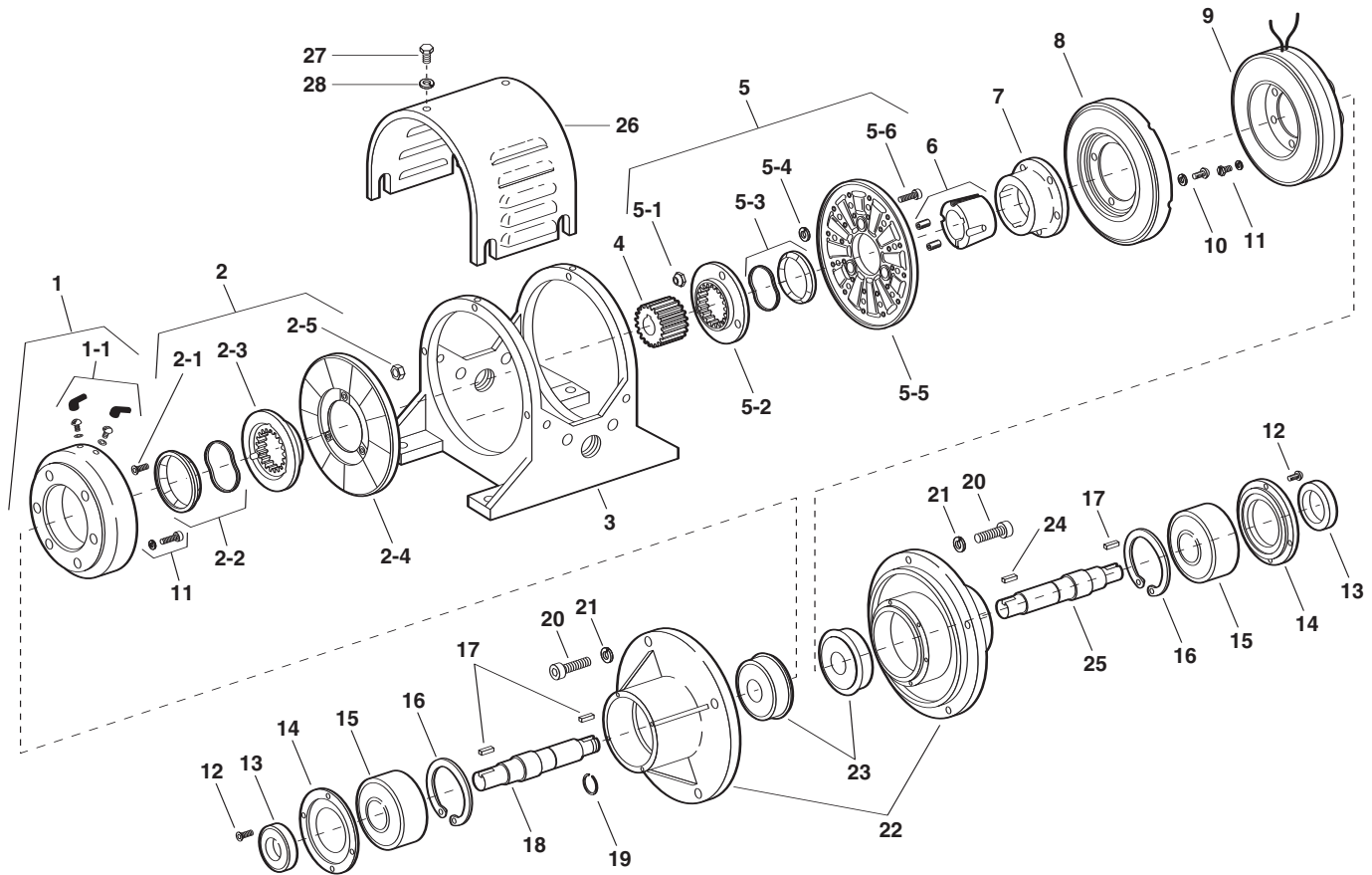
Item	Description	Part No.	Qty.
1	Magnet Assembly		1
	6 volt	5300-631-009	
	24 volt	5300-631-010	
	90 volt	5300-631-011	
1-1	Terminal Accessory	5311-101-001	1
2	Armature Assembly	5230-111-002	2
2-1	Armature	5230-111-001	2
2-2	Retainer Ring	748-0355	2
2-3	Spring	808-0412	2
2-4	Retainer Plate	748-0364	2
2-5	Screw	797-0028	12
3	Mounting Frame	174-0028	1
4	Splined Hub	540-2035	1
5	Rotor	5230-751-001	1
6	Field		1
	6 volt	5230-451-003	
	24 volt	5230-451-005	
	90 volt	5230-451-002	

Item	Description	Part No.	Qty.
6-1	Terminal Accessory	5311-101-001	1
7	Capscrew	797-0416	8
8	Lockwasher	950-0107	8
9	Ball Bearing	166-0125	2
10	Key	590-0020	2
11	Retainer Ring	748-0361	1
12	Shaft, Brake	798-0022	1
13	Key	590-0022	1
14	Retainer Ring	748-0335	2
15	Capscrew	797-0418	8
16	Lockwasher	950-0107	8
17	Endbell Housing	535-0010	2
18	Ball Bearing	166-0127	2
19	Key	590-0021	1
20	Shaft, Clutch	798-0028	1
21	Cover Drip Proof	287-0068	1
22	Capscrew	797-1214	6
23	Lockwasher	950-0102	6

Refer to Service Manual P-212.

These units meet the standards of UL508 and are listed under guide card #NMTR, file #59164. These units are CSA certified under file #LR11543.

**Service Parts**



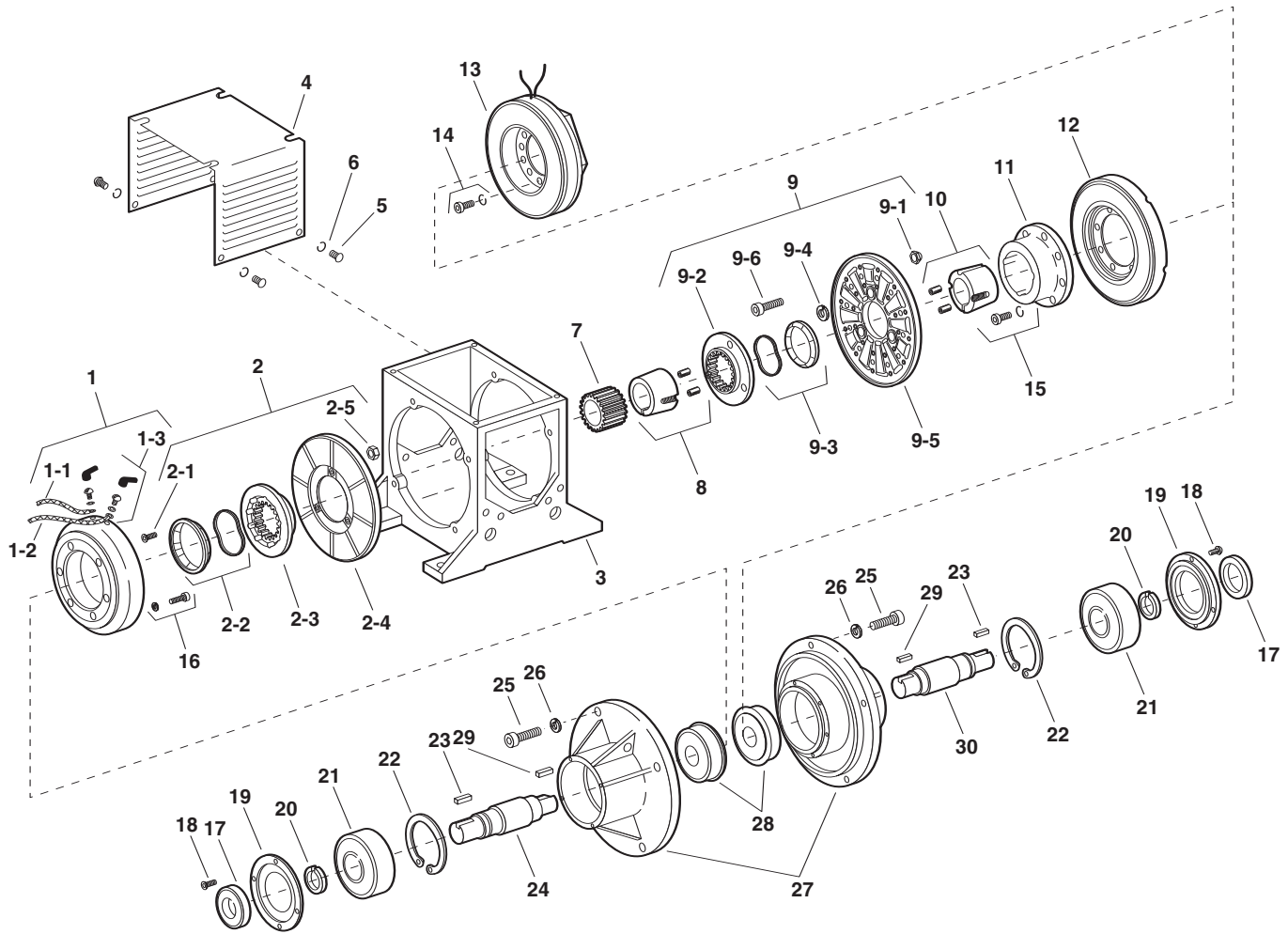
**Component Parts**

Item	Description	Part No.	Qty.
1	Magnet Assembly		1
	6 volt	5311-631-002	
	24 volt	5311-631-003	
	90 volt	5311-631-004	
2	Armature Assembly & Splined Adapter	5321-111-001	1
2-1	Screw	797-0272	3
2-2	Autogap Accessory	5321-101-006	1
2-3	Splined Adapter	104-0008	1
2-4	Armature	5321-111-022	1
2-5	Locknut	661-0004	3
3	Frame	174-0019	1
4	Splined Hub	540-0320	1
5	Armature & Splined Adapter	5201-111-001	1
5-1	Locknut	661-0004	3
5-2	Splined Adapter	104-0008	1
5-3	Autogap Accessory	5321-101-006	1
5-4	Spacer	748-0333	3
5-5	Armature	5321-111-022	1
5-6	Screw	797-0341	3
6	Bushing, 1-1/4" Bore	180-0113	1
7	Rotor Hub	540-0013	1
8	Rotor	5201-751-003	1
9	Field		1
	6 volt	5201-451-006	
	24 volt	5201-451-008	
	90 volt	5201-451-010	

Item	Description	Part No.	Qty.
10	Mounting Accessory	5201-101-007	1
11	Mounting Accessory	5321-101-001	2
12	Screw	797-1008	8
13	Oil Seal	795-0023	2
14	Retainer Plate	686-0031	2
15	Ball Bearing	166-0126	2
16	Retainer Ring	748-0336	2
17	Key	590-0019	3
18	Shaft, Brake	798-0019	1
19	Retainer Ring	748-0335	1
20	Capscrew	797-0351	8
21	Lockwasher	950-0354	8
22	Endbell Housing	535-0005	2
23	Ball Bearing	166-0125	2
24	Key	590-0018	1
25	Shaft, Clutch	798-0020	1
26	Cover, Drip Proof	287-0069	1
27	Capscrew	797-1214	6
28	Lockwasher	540-0102	6

Refer to Service Manual P-212.  
These units meet the standards of UL508 and are listed under guide card #NMTR, file #59164. These units are CSA certified under file #LR11543.

**EP-1000**



**Component Parts**

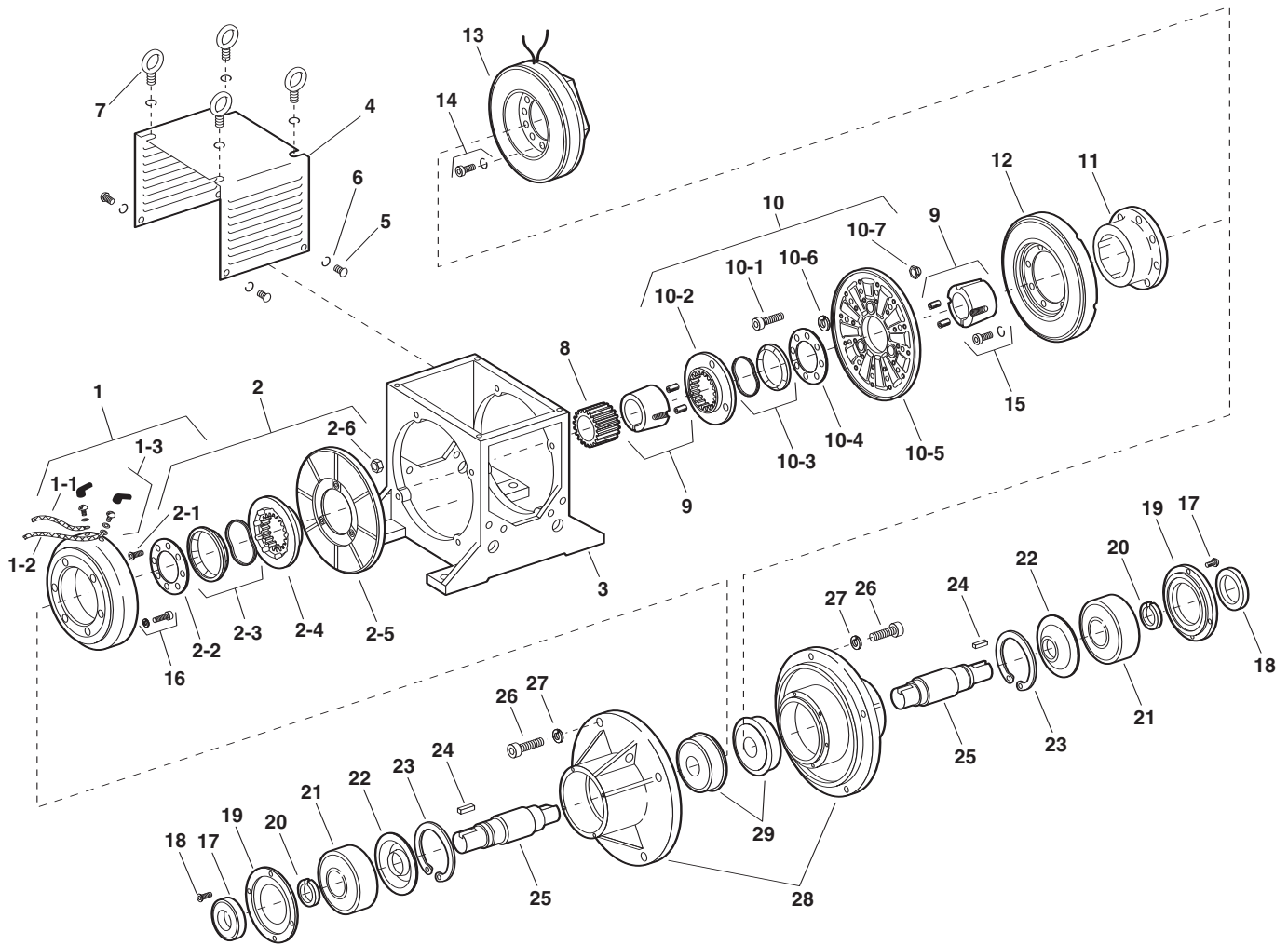
Item	Description	Part No.	Qty.
1	Magnet Assembly		1
	6 volt	5312-631-004	
	24 volt	5312-631-005	
	90 volt	5312-631-006	
1-1	Wire Assembly	5232-954-003	1
1-2	Wire Assembly	5232-954-004	1
1-3	Terminal Accessory	5311-101-001	1
2	Armature & Splined Adapter	5322-111-002	1
2-1	Button Head Screw	797-0272	1
2-2	Autocap Accessory	5322-101-004	1
2-3	Splined Arm, Adapter	104-0009	1
2-4	Armature	5322-111-036	1
2-5	Locknut	661-0004	3
3	Frame	174-0043	1
4	Dust Cover	287-0052	1
5	Button Head Screw	797-1175	8
6	Lockwasher	950-0103	8
7	Splined Armature Hub	540-0061	1
8	Bushing, 1-7/8" Bore	180-0177	1
9	Armature & Splined Adapter	5202-111-001	1
9-1	Locknut	661-0004	3
9-2	Splined Armature Adapter	104-0009	1
9-3	Autogap Accessory	5322-101-004	1
9-4	Spacer	748-0333	3
9-5	Armature	5322-111-036	1

Item	Description	Part No.	Qty.
9-6	Cap Screw	797-0341	3
10	Bushing, 2" Bore	180-0179	1
11	Rotor Hub	540-0315	1
12	Rotor	5202-751-003	1
13	Field Assembly		1
	6 volt	5202-451-004	
	24 volt	5202-451-006	
	90 volt	5202-451-007	
14	Mounting Accessory	5321-101-001	1
15	Mounting Accessory	5201-101-007	1
16	Mounting Accessory	5321-101-001	1
17	Oil Seal	795-0024	2
18	Button Head Screw	797-1008	8
19	Retainer Plate	686-0047	2
20	Retainer Ring – External	748-0504	2
21	Ball Bearing	166-0130	2
22	Retainer Ring – Internal	748-0375	2
23	Key	590-0024	2
24	Shaft, Brake	798-0026	1
25	Cap Screw	797-0361	8
26	Lockwasher	950-0362	8
27	Bearing Housing	535-0012	2
28	Ball Bearing	166-0131	2
29	Key	590-0025	2
30	Shaft, Clutch	798-0025	1

Refer to Service Manual P-212.

These units meet the standards of UL508 and are listed under guide card #NMTR, file #59164. These units are CSA certified under file #LR11543.

**EP-1525, EP-1525HT**



**Component Parts**

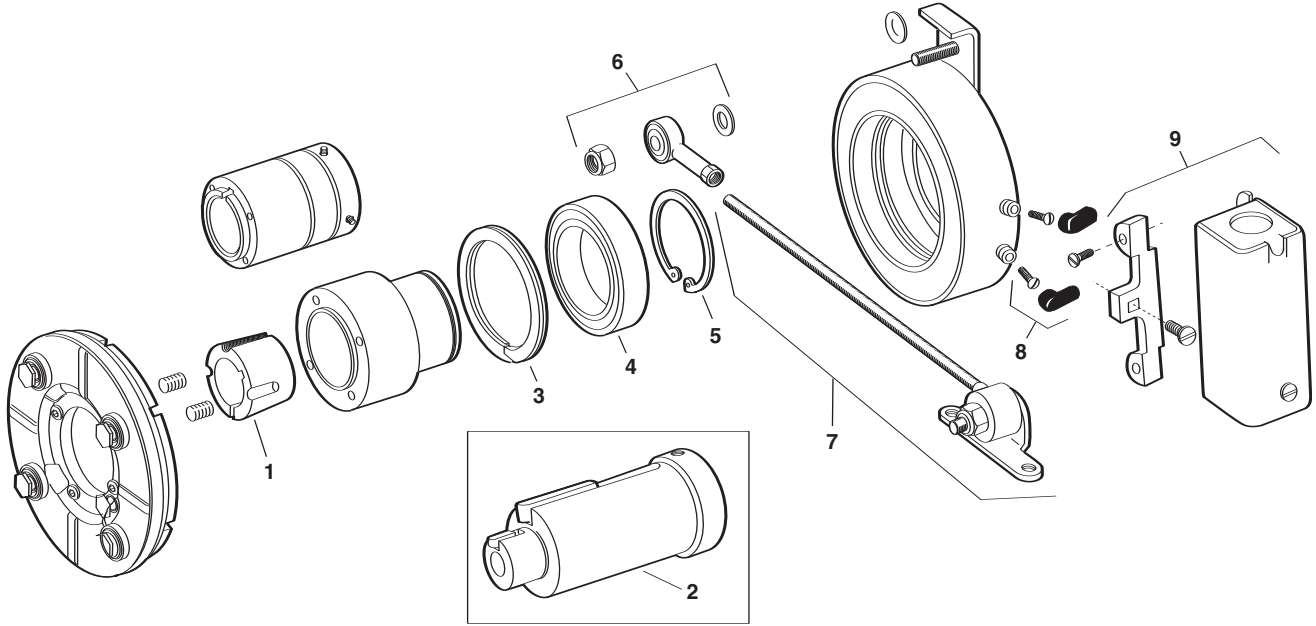
Item	Description	EP-1525		EP-1525HT	
		Part No.	Qty.	Part No.	Qty.
1	Magnet		1		1
	6 volt	5314-631-004			
	24 volt 90 volt	5314-631-005		5314-631-006 5314-631-005	
*1-1	Wire Assembly	5232-954-003	1	5232-954-003	1
*1-2	Wire Assembly	5232-954-004	1	5232-954-004	1
*1-3	Terminal Accessory	5311-101-001	1	5311-101-001	1
2	Armature & Splined Adapter	5324-111-001	1	5324-111-001	1
*2-1	Button Head Screw	797-0272	8	797-0272	8
*2-2	Armature Plate	686-0003	1	686-0003	1
*2-3	Autogap Accessory	5323-101-002	1	5323-101-002	1
*2-4	Splined Armature Adapter	104-0011	1	104-0011	1
*2-5	Armature	5324-111-034	1	5324-111-034	1
*2-6	Locknut	661-0004	8	661-0004	8
3	Frame	174-0044	1	174-0044	1
4	Dust Cover	287-0040	1	287-1002	1
5	Button Head Screw	797-1175	8	797-1175	8
6	Lock Washer	950-0103	8	950-0103	8
7	Eye Bolts	171-0006	4	171-0006	4
8	Splined Armature Hub	540-0063	1	540-0063	1
9	Bushing, 2-3/8" Bore	180-0215	2	180-0215	2
10	Armature & Splined Adatper	5204-111-004	1	5204-111-004	1
*10-1	Cap Screw	797-0342	8	797-0342	8
*10-2	Splined Armature Adapter	104-0011	1	104-0011	1
*10-3	Autogap Accessory	5323-101-002	1	5323-101-002	1
*10-4	Retainer Plate	686-0003	1	686-0003	1
*10-5	Armature	5324-111-034	1	5324-111-034	1
*10-6	Spacer	748-0333	8	748-0333	8
*10-7	Locknut	661-0004	8	661-0004	8
11	Rotor Hub	5234-541-001	1	5234-541-001	1
12	Rotor	5204-751-002	1	5204-751-001	1
13	Field Assembly		1		1
	6 volt	5204-451-013			
	24 volt 90 volt	5204-451-016		5204-451-066 5204-451-006	
14	Mounting Accessory	5321-101-002	2	5321-101-002	2
15	Mounting Accessory	5321-101-001	2	5321-101-001	2
16	Mounting Accessory	5321-101-001	2	5321-101-001	2
17	Screw	797-0294	8	797-0294	8
18	Oil Seal	795-0025	2	795-0025	2
19	Retainer Plate	686-0048	2	686-0048	2
20	Retaining Ring – External	748-0503	2	748-0503	2
21	Ball Bearing	166-0132	2	166-0132	2
22	Bearing Seal	795-0036	2	795-0036	2
23	Retainer Ring – Internal	748-0552	2	748-0052	2
24	Key	590-0028	2	590-0028	2
25	Shaft	798-0027	2	798-0027	2
26	Cap Screw	797-0362	12	797-0362	12
27	Lock Washer	950-0362	12	950-0362	12
28	Bearing Housing	535-0013	2	535-0013	2
29	Ball Bearing	166-0133	2	166-0133	2

\* Shipped Assembled  
 Refer to Service Manual P-212.

These units meet the standards of UL508 and are listed under guide card #NMTR, file #59164. These units are CSA certified under file #LR11543.

**Service Parts**

**FB-375, FB-475, FB-650**





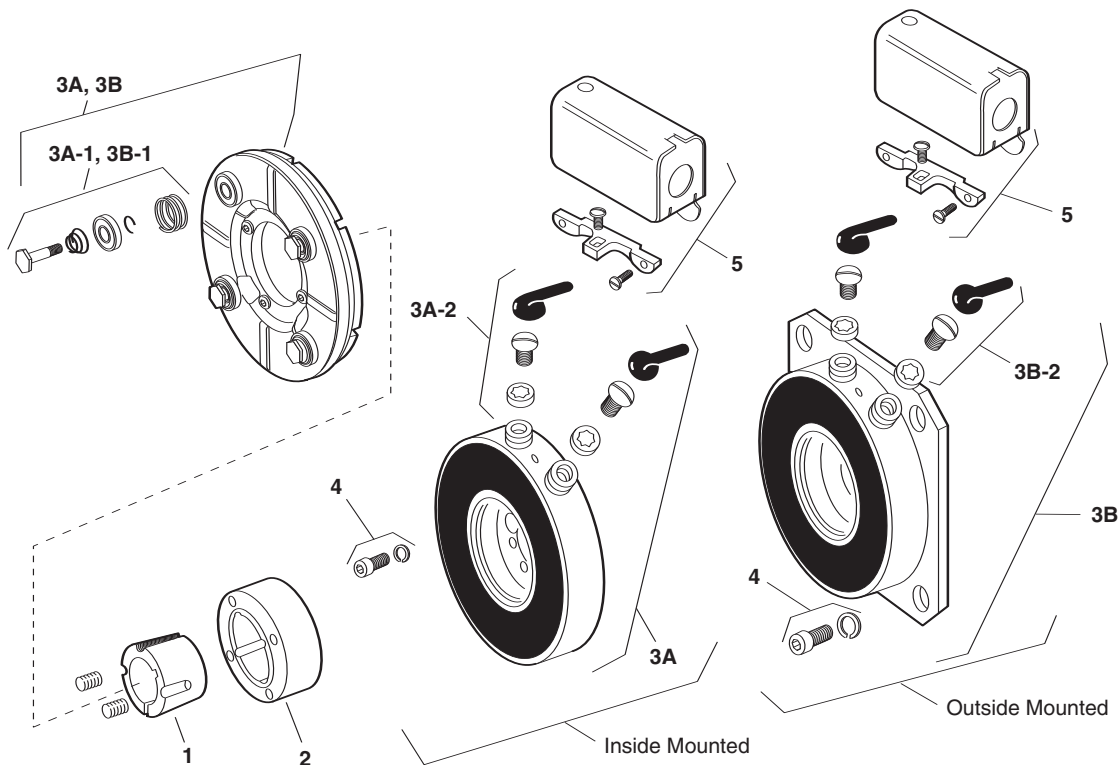
Item	Description	FB-375		FB-475		FB-650	
		Part Number	Qty	Part Number	Qty	Part Number	Qty
<b>Optional Parts</b>							
1	*Bushing	N/A		180-0410 1/2" bore to 180-0418 1" bore	1	180-0421 1/2" bore to 180-0435 1-3/8" bore	1
2	Adapter (optional)		1		1		1
	5/8" motor shaft	5380-101-005					
	7/8" motor shaft	5380-101-004					
	1-1/8" motor shaft			5381-101-003			
	1-3/8" motor shaft					5382-101-003	
	1-5/8" motor shaft					5382-101-002	
<b>Service Parts</b>							
3	Retainer ring	748-0101	1	748-0102	1	748-0104	1
4	Ball bearing	166-0150	1	166-0110	1	166-0104	1
5	Retainer ring	748-0018	1	748-0002	1	748-0004	1
6	Torque arm mount assembly	5380-101-007	1	5381-101-006	1	5382-101-007	1
7	Torque arm rod assembly	5380-112-001	1	5381-112-001	1	5382-112-001	1
8	Terminal accessory	5311-101-001	1	5311-101-001	1	5311-101-001	1
9	Conduit Box	5200-101-010	1	5200-101-010	1	5200-101-010	1

\*See page 235 for specific part numbers.

These units, when used with the correct Warner Electric conduit box, meet the standards of UL508 and are listed under guide card #NMTR2, file #59164 and are CSA certified under file #LR11543.

Magnet and armature are not field replaceable.

**ER-375, ER-475, ER-650**



**Component Parts**

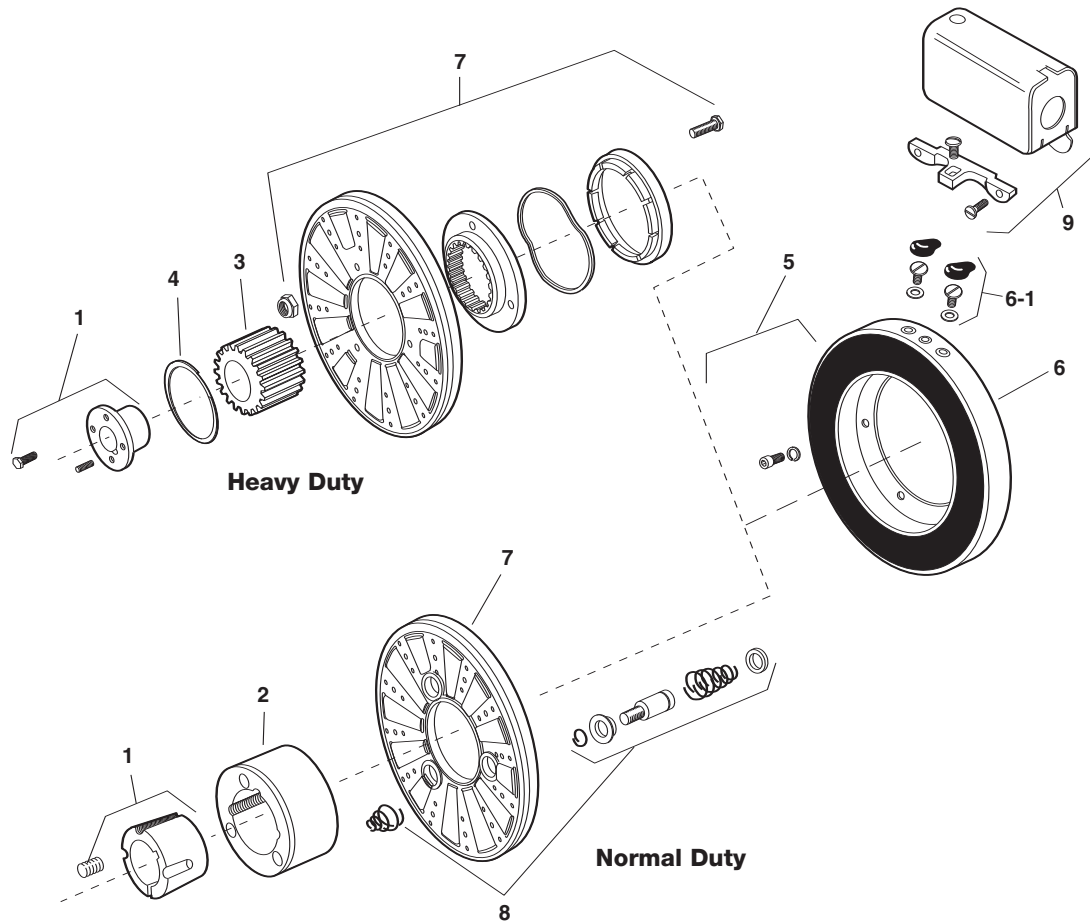
Item	Description	ER-375		ER-475		ER-650	
		Part Number	Qty	Part Number	Qty	Part Number	Qty
1	†Bushing			180-0410-0418 (1/2" to 1" Bore)	1	180-0421-0435 (1/2" to 1-3/8" Bore)	1
2	Hub 1/2" Bore 5/8" Bore	540-0846 540-0847	1 1	540-0849	1	540-0848	1
3A	Magnet and Armature (Inside Mounted, 90 Volt) Sold only in matched pairs*			5255-5	1	5256-6	1
3A-1	Autogap Accessory			5391-101-003	4	5392-101-003	4
3A-2	Terminal Accessory			5103-101-002	1	5103-101-002	1
3B	Magnet and Armature (Outside Mounted, 90 Volt) Sold only in matched pairs*	5254-1	1	5255-6	1	5256-7	1
3B-1	Autogap Accessory	5390-101-002	3	5391-101-003	4	5392-101-003	1
3B-2	Terminal Accessory	5103-101-002	1	5103-101-002	1	5103-101-002	1
4	Mounting Accessory Inside Mount Outside Mount	5254-101-002	1	5255-101-001 5255-101-002	1 1	5256-101-003 5256-101-003	1 1
5	Conduit Box	5200-101-010	1	5200-101-010	1	5200-101-010	1

† See page 235 for specific part numbers.

\* Magnets and armatures sold only in pre-burnished sets to assure rated torque available upon installation.

These units, when used with the correct Warner Electric conduit box, meet the standards of UL508 and are listed under guide card #NMTR2, file #59164 and are CSA certified under file #LR11543.

**Service Parts**



**Component Parts**

Item	Description	ER-825 Normal Duty		ER-825 Heavy Duty		ER-1225 Normal Duty		ER-1225 Heavy Duty	
		Part Number	Qty.	Part Number	Qty.	Part Number	Qty.	Part Number	Qty.
1	†Bushing	180-0137-180-0149 7/8" to 1-5/8" Bore	1	180-0008-180-0018 7/8" to 1-1/2" Bore	1	180-0262-180-0295 15/16" to 3" Bore	1	180-0026-180-0057 3/4" to 2-11/16" Bore	1
2	Armature Hub	540-0394	1			540-0015	1		
3	Splined Hub			540-0057	1			540-0064	1
4	Retainer Ring			748-0006	1			748-0005	1
5	Mounting Accessory, I.M.	5321-101-001	1	5321-101-001	1	5321-101-001	1	5321-101-001	1
6 & 7	Magnet (I.M., 90 volt) and Armature sold only in matched pairs*	5250-30	1	5250-25	1	5252-9	1	5252-4	1
6-1	Terminal Accessory	5311-101-001	1	5311-101-001	1	5311-101-001	1	5311-101-001	1
8	Autogap Accessory	5201-101-008	3			5201-101-008	4		
9	Conduit Box	5200-101-010	1	5200-101-010	1	5200-101-010	1	5200-101-010	1

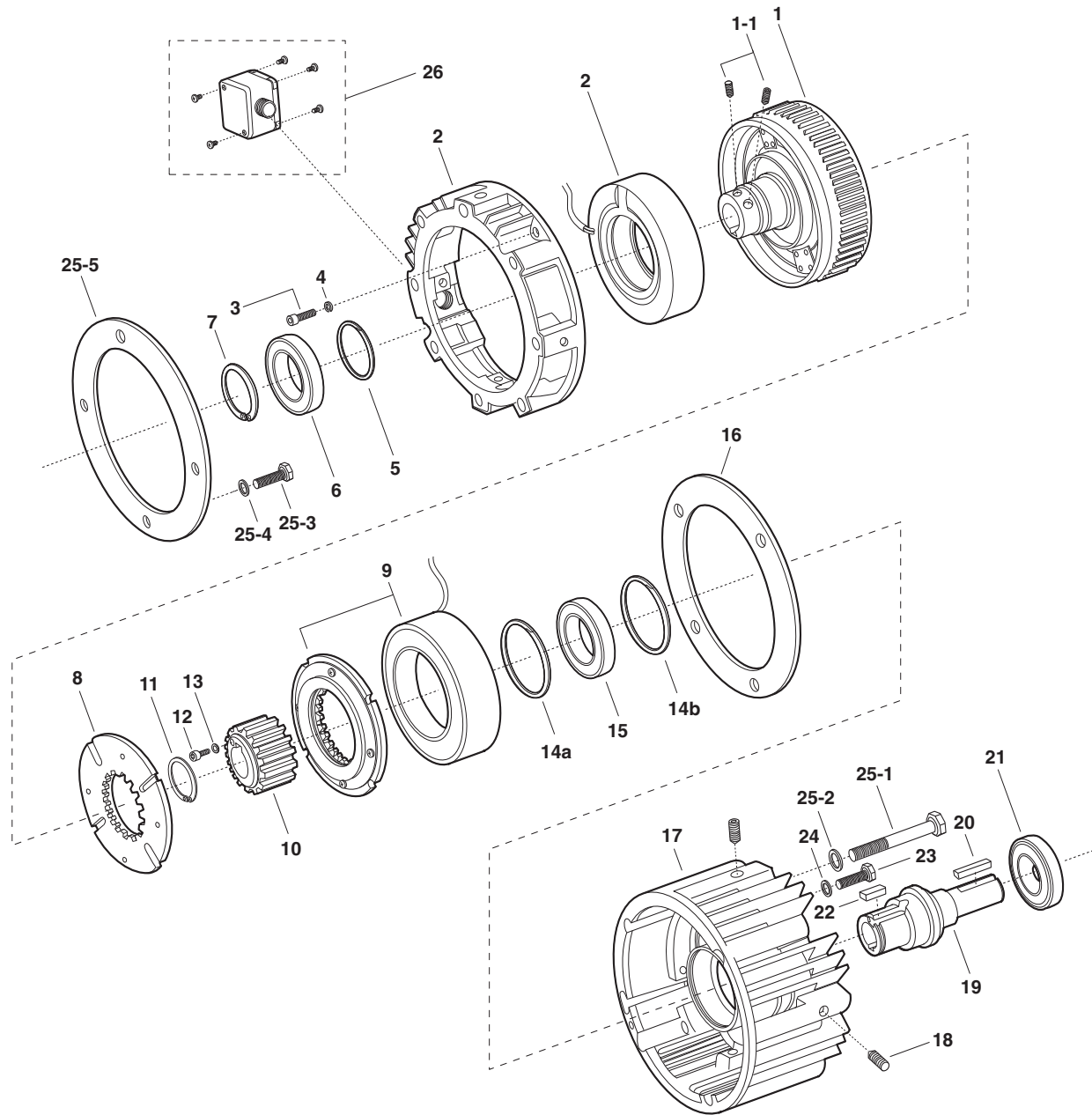
† See page 235 for specific part numbers.

\* Magnets and armatures sold only in pre-burnished sets to assure rated torque available upon installation.

These units, when used with the correct Warner Electric conduit box, meet the standards of UL508 and are listed under guide card #NMTR2, file #59164 and are CSA certified under file #LR11543.

**Service Parts**

**UM-1020 FBC Motor Clutch/Electrically Released Brake**



**UM-1020 FBC Motor Clutch/Electrically Released Brake**

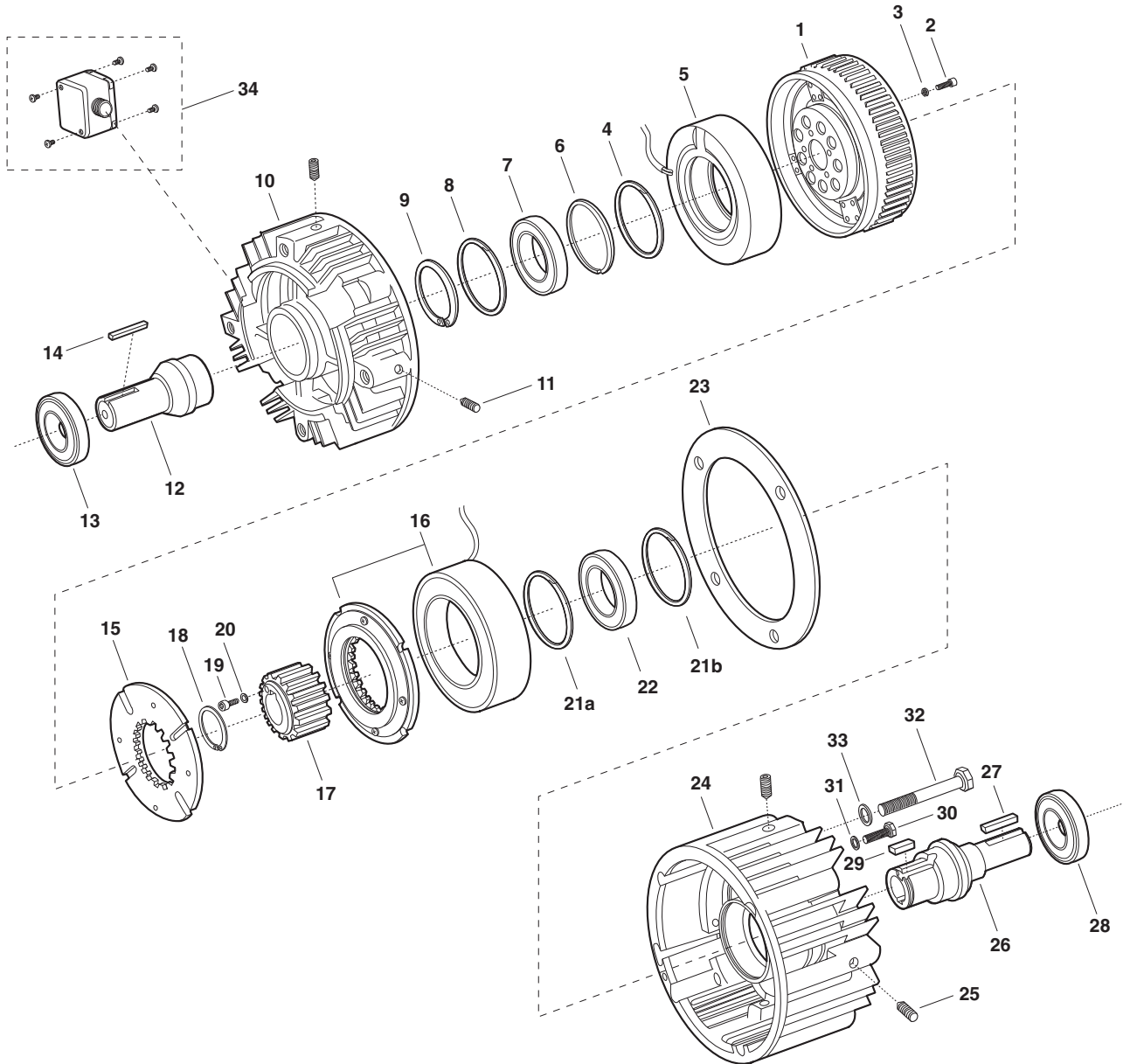
**Component Parts**

Item	Description	UM-50		UM-100		UM-180		UM-210		UM-215	
		Part No.	Qty.	Part No.	Qty.	Part No.	Qty.	Part No.	Qty.	Part No.	Qty.
1	Rotor Assembly w/fan and hub	5370-751-019	1	5370-751-022	1	5370-751-017	1	5371-751-012	1	5371-751-031	1
	1-1 Setscrew	797-1098	2	797-0069	2	797-0069	2	797-1098	2	798-1098	2
2	Field w/housing		1		1		1		1		1
	24 volt	5370-451-064				5370-451-059		5371-451-029			
	90 volt	5370-451-063		5370-451-058		5370-451-058		5371-451-028		5371-451-028	
3	Capscrew	797-1451	2	797-1451	2	797-1451	1	797-1452	2	797-1452	2
4	Lockwasher	950-0436	4	950-0102	2	950-0436	5	950-0372	2	950-0102	2
5	Retaining Ring	748-0101	1	748-0101	1	748-0101	1	748-0558	1	748-0558	1
6	Ball Bearing	166-0150	1	166-0101	1	166-0101	1	166-0168	1	166-0168	1
7	Retaining Ring	748-0018	1	748-0101	1	748-0001	1	748-0067	1		
8	Armature	5370-111-011	1	5370-111-013	1	5370-111-013	1	5371-111-005	1	5371-111-005	1
9	Magnet and Armature (sold only in matched pairs)*		1		1		1		1		1
	24 volt	5370-6				5370-8		5371-3			
	90 volt	5370-1		5370-2		5370-2		5371-1		5371-1	
10	Armature Hub	540-1640	1	540-1644	1	540-1644	1	540-0835	1	540-2040	1
11	Retaining Ring	748-0445	1	748-0676	1	748-0676	1				
12	Capscrew							797-0081	6	797-0081	6
13	Lockwasher							950-0372	6	950-0372	6
14a	Retaining Ring	748-0113	1	748-0101	1	748-0101	1	748-0112	1	748-0112	1
14b	Retaining Ring	748-0113	1								
15	Ball Bearing	166-0149	1	166-0101	1	166-0101	1	166-0142	1	166-0142	1
16	Spacer	807-1085	1	807-1085	1	807-1085	1	807-1053	1	807-1053	1
17	Housing	535-0170	1	535-0171	1	535-0171	1	535-0172	1	535-0172	1
18	Setscrew	797-0471	4	797-0471	4	797-0471	4	797-0471	4	797-0471	1
19	Shaft	798-0046	1	798-0128	1	798-0085	1	798-0051	1	798-0254	1
20	Key	590-0029	1	590-0029	1	590-0029	1	590-0019	1	590-0124	1
21	Ball Bearing	166-0155	1	166-0143	1	166-0143	1	166-0144	1	166-0144	1
22	Key	590-0043	1	590-0084	1	590-0084	1				
23	Capscrew			797-1294	2	797-1294	2	797-0083	4	797-0083	4
24	Lockwasher							950-0372	4	950-0372	4
25	Mounting Accessory	5370-101-043	1	5370-101-043	1	5370-101-043	1	5371-101-039	1	5371-101-039	1
	25-1 capscrew	797-1440	4	797-1440	4	797-1440	4	797-1453	4		
	25-2 lockwasher	950-0354	4	950-0354	4	950-0354	4	950-0111	4		
	25-3 capscrew							797-1442	4		
	25-4 lockwasher							950-0101	4		
	25-5 adapter							104-0321	1		
26	Conduit Box (Optional)	5370-101-042	1	5370-101-042	1	5370-101-042	1	5370-101-042	1		
	Key for rotary assembly-not shown	5370-101-072	1	5370-101-072	1	5370-101-072	1	5371-101-043	1		

Refer to Service Manual P-213.

\*Magnets and armatures sold only in pre-burnished sets to assure maximum torque is available upon installation.

**UM-2030FBC Input Clutch/Electrically Released Brake**



**UM-2030FBC Input Clutch/Electrically Released Brake**

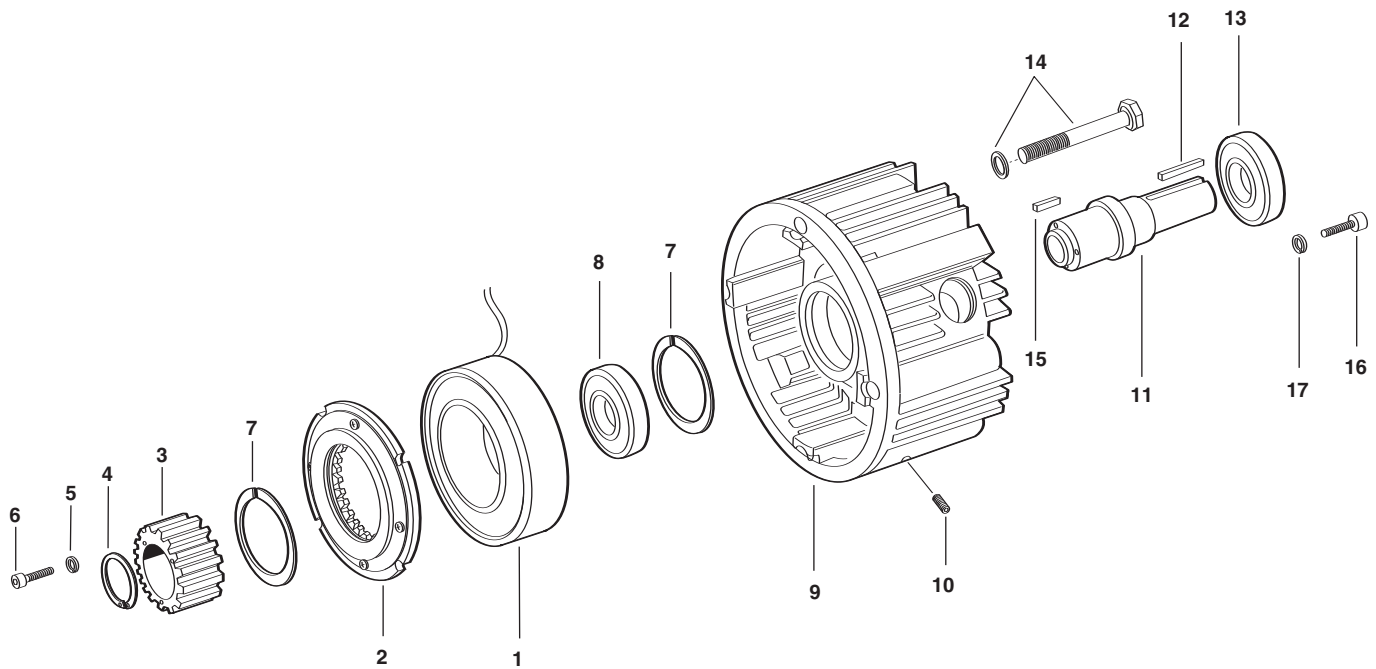
**Component Parts**

Item Description	UM-50		UM-180		UM-210	
	Part No.	Qty.	Part No.	Qty.	Part No.	Qty.
1 Rotor Assembly w/fan	5370-751-006	1	5370-751-009	1	5371-751-007	1
2 Capscrew	797-1294	4	797-1214	5	797-0083	6
3 Lockwasher	950-0436	4	950-0436	5	950-0372	6
4 Spacer			807-0062	1	807-0061	1
5 Field (with housing UM-50-20FBC only)		1		1		1
24 volt	5370-451-074		5370-451-005		5371-451-005	
90 volt	5370-451-073		5370-451-008		5371-451-003	
6 Retaining Ring	748-0113	1	748-0101	1	748-0112	1
7 Ball Bearing	166-0149	1	166-0101	1	166-0142	1
8 Retaining Ring	748-0113	1				
9 Retaining Ring	748-0017	1				
10 Housing			535-0164	1	535-0129	1
11 Setscrew			797-0471	4	797-0471	4
12 Shaft	798-0047	1	798-0124	1	798-0123	1
13 Bearing	166-0155	1	166-0143	1	166-0144	1
14 Key	590-0029	1	590-0029	1	590-0019	1
15 Armature Assembly	5370-111-011	1	5370-111-013	1	5371-111-005	1
16 Magnet and Armature (sold only in pairs)*		1		1		1
24 volt	5370-6		5370-8		5371-3	
90 volt	5370-1		5370-2		5371-1	
17 Armature Hub	540-1640	1	540-1644	1	540-0835	1
18 Retaining Ring	748-0445	1	748-0676	1		
19 Capscrew					797-0081	6
20 Lockwasher					950-0372	6
21a Retaining Ring	748-0113	1	748-0101	1	748-0112	1
21b Retaining Ring	748-0113	1	—		—	
22 Ball Bearing	166-0149	1	166-0101	1	166-0142	1
23 Spacer	807-1085	1	807-1085	1	807-1053	1
24 Housing	535-0170	1	535-0171	1	535-0172	1
25 Setscrew	797-0471	4	797-0471	4	797-0471	4
26 Shaft	798-0046	1	798-0085	1	798-0051	1
27 Key	590-0029	1	590-0029	1	590-0019	1
28 Ball Bearing	166-0155	1	166-0143	1	166-0144	1
29 Key	590-0043	1	590-0084	1		
30 Capscrew			797-1294	2	797-0083	4
31 Lockwasher					950-0372	4
32 Capscrew	797-0346	4	797-0346	4	797-1357	4
33 Lockwasher	950-0354	4	950-0354	4	950-0033	4
34 Conduit Box (Optional)	5370-101-042	1	5370-101-042	1	5370-101-042	1

Refer to Service Manual P-213.

\*Magnets and armatures sold only in pre-burnished sets to assure maximum torque is available upon installation.

**EM-20FBB Brake Module**



**Component Parts**

Item	Description	EM-50		EM-100		EM-180		EM-210	
		Part No.	Qty.	Part No.	Qty.	Part No.	Qty.	Part No.	Qty.
1 & 2	Magnet and Armature (sold only in matched pairs)* 24 volt 90 volt	5370-6 5370-1	1	5370-8 5370-2	1	5370-8 5370-2	1	5371-3 5371-1	1
3	Armature Hub	540-1638	1	540-1677	1	540-1642	1	540-0741	1
4	Retaining Ring	758-0445	1	748-0676	1	748-0676	1	748-0112	1
5	Lockwasher							950-0372	6
6	Capscrew							797-0081	6
7	Retaining Ring	748-0113	2	748-0101	1	748-0101	1		
8	Bearing	166-0149	1	166-0101	1	166-0101	1	166-0142	1
9	Housing	535-0130	1	535-0148	1	535-0148	1	535-0144	1
10	Setscrew	797-0471	4	797-0471	4	797-0471	4	797-0471	4
11	Shaft	5370-798-001	1	5370-798-005	1	5370-798-002	1	5371-798-001	1
12	Key	590-0029	1	590-0029	1	590-0029	1	590-0019	1
13	Bearing	166-0155	1	166-0143	1	166-0143	1	166-0144	1
14	Mounting Accessory	5370-101-017	1	5370-101-017	1	5370-101-017	1	5371-101-007	1
15	Key	590-0043	1	590-0084	1	590-0084	1		
16	Capscrew			797-1214	2	797-1214	2	797-0083	2
17	Lockwasher							950-0372	2

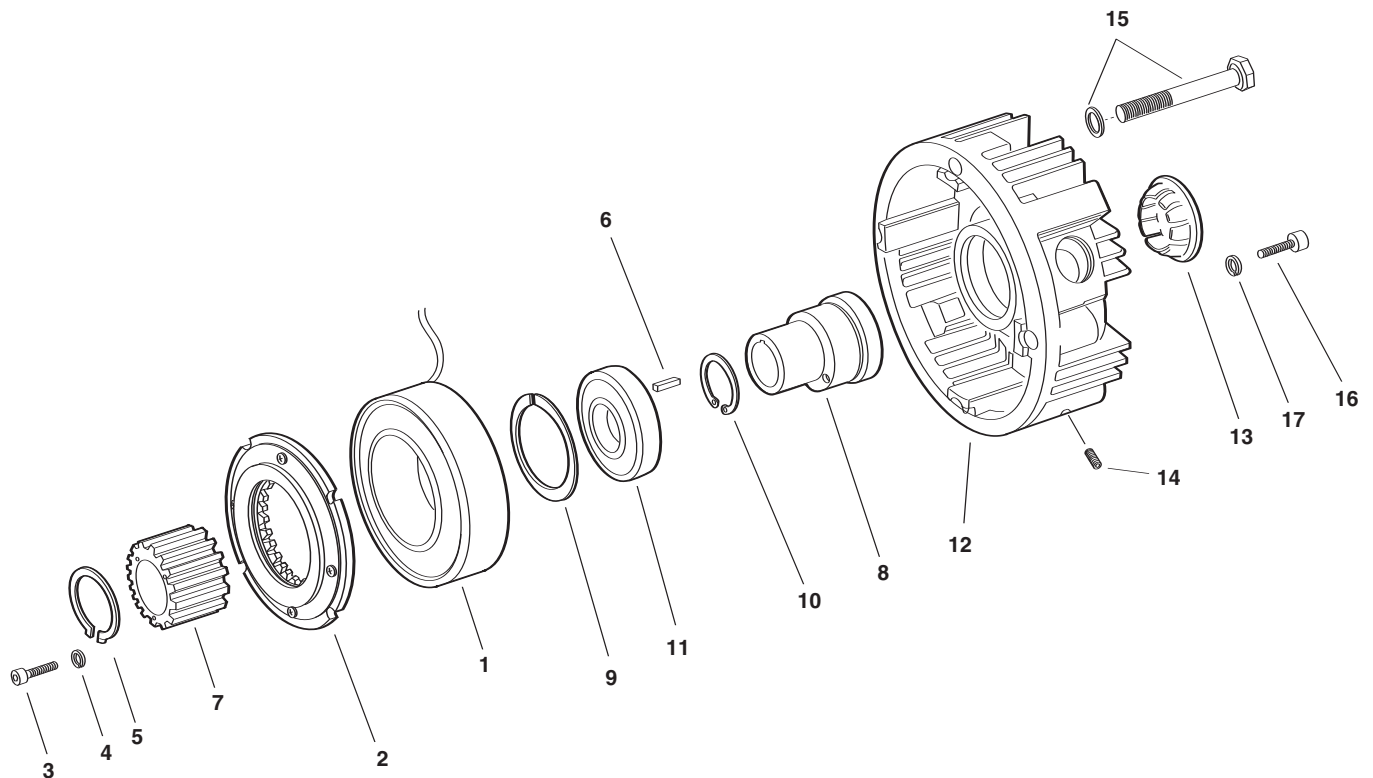
Refer to Service Manual P-213.

\*Magnets and armatures sold only in pre-burnished sets to assure maximum torque is available upon installation.

**Service Parts**



**EM-20 MBFB Motor Brake Module**



**Component Parts**

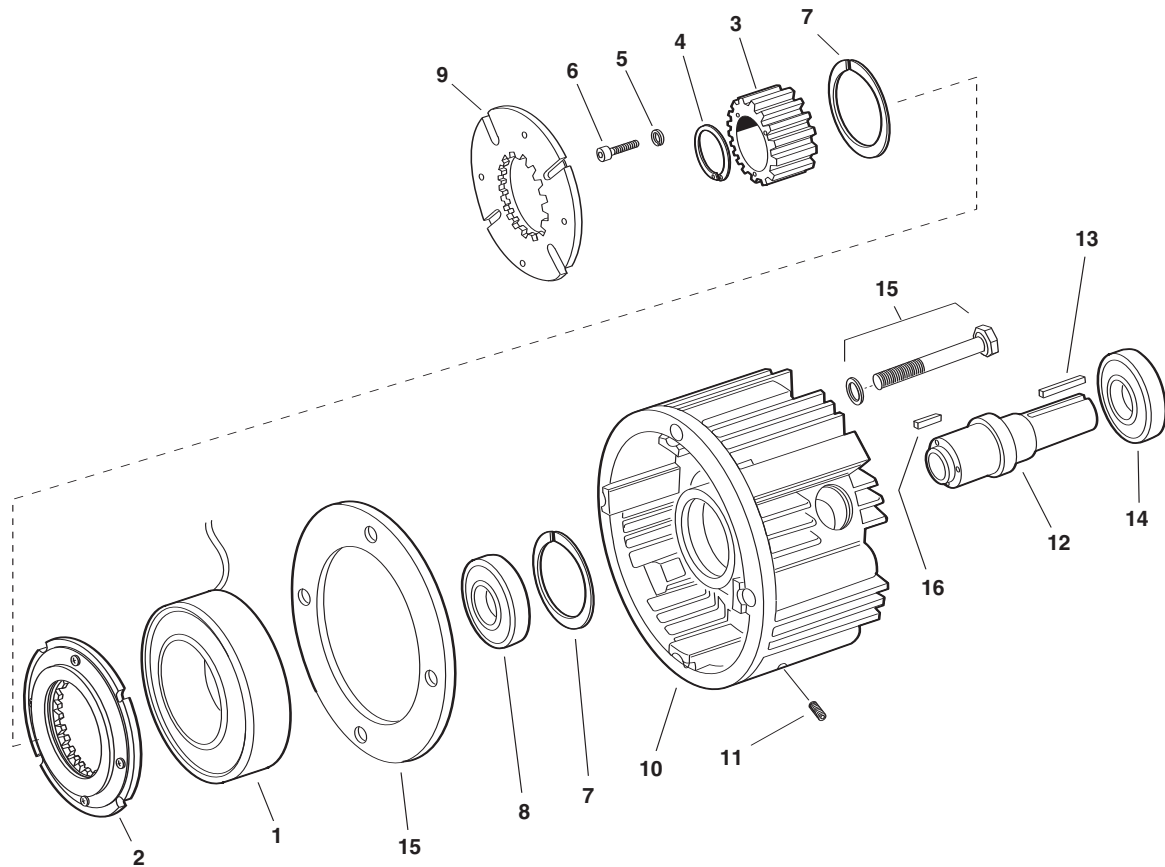
Item	Description	EM-50		EM-100		EM-180		EM-210	
		Part No.	Qty.	Part No.	Qty.	Part No.	Qty.	Part No.	Qty.
1 & 2	Magnet and Armature (sold only in matched pairs)* 24 volt 90 volt	5370-6 5370-1	1	5370-8 5370-2	1	5370-8 5370-2	1	5371-3 5371-1	1
3	Capscrew							797-0081	6
4	Lockwasher							950-0372	6
5	Retaining Ring	748-0445	1						
6	Key	590-0043	1	590-0084	1	590-0084	1		
7	Splined Hub	540-1638	1	540-1677	1	540-1642	1	540-0741	1
8	Hub	5370-541-002	1	5370-541-004	1	5370-541-003	1	5371-541-001	1
9	Retaining Ring	748-0013	2	748-0101	1	748-0101	1	748-0112	1
10	Retaining Ring			748-0676	1	748-0676	1		
11	Bearing	166-0149	1	166-0101	1	166-0101	1	166-142	1
12	Housing	535-0136	1	535-0150	1	535-0150	1	535-0149	1
13	Plug	680-0028	1	680-0028	1	680-0028	1	680-0027	1
14	Setscrew	797-0471	4	797-0471	4	797-0471	4	797-0471	4
15	Mounting Accessory	5370-101-017	1	5370-101-017	1	5370-101-023	1	5371-101-007	1
16	Magnet mounting Screw			797-1214	2	797-1214	2	797-0083	2
17	Lockwasher							950-0372	2

Refer to Service Manual P-213.

\*Magnets and armatures sold only in pre-burnished sets to assure maximum torque is available upon installation.

**Service Parts**

**EM-20FBC Clutch/Brake Module**



**Component Parts**

Item	Description	EM-50		EM-180		EM-210	
		Part No.	Qty.	Part No.	Qty.	Part No.	Qty.
1 & 2	Magnet and Armature (sold only in matched pairs)* 24 volt 90 volt	5370-6 5370-1	1	5370-8 5370-2	1	5371-3 5371-1	1
3	Armature Hub	540-1640	1	540-1644	1	540-0835	1
4	Retaining Ring	758-0445	1	748-0676	1	748-0112	1
5	Lockwasher					950-0372	6
6	Capscrew					797-0081	6
7	Retaining Ring	748-0113	2	748-0101	1		
8	Bearing	166-0149	1	166-0101	1	166-0142	1
9	Armature	5370-111-011	1	5370-111-013	1	5371-111-005	1
10	Housing	535-0130	1	535-0145	1	535-0144	1
11	Setscrew	797-0471	4	797-0471	4	797-0471	4
12	Shaft	798-0045	1	798-0086	1	798-0050	1
13	Key	590-0029	1	590-0029	1	590-0019	1
14	Bearing	166-0155	1	166-0143	1	166-0144	1
15	Mounting Accessory	5370-101-033	1	5370-101-034	1	5371-101-018	1
16	Key	590-0043	1	590-0084	1		
17	Capscrew			797-1214	2	797-0083	2
18	Lockwasher					950-0372	2

Refer to Service Manual P-213.

\*Magnets and armatures sold only in pre-burnished sets to assure maximum torque is available upon installation.

**Service Parts**

**C-face Compatible Units**

**Electro Modules - EM**

Description	Model	Part No.	Voltage	Pg. No.	
Motor Clutch Module	EM-50-10	5370-270-020	6	13	
		5370-270-030	24		
		5370-270-015	90		
	EM-100-10	5370-270-045	6	13	
		5370-270-056	24		
		5370-270-046	90		
	EM-180-10	5370-270-021	6	13	
		5370-270-055	24		
		5370-270-017	90		
EM-210-10	5371-270-011	6	13		
	5371-270-027	24			
	5371-270-009	90			
Brake Module	EM-50-20	5370-169-043	6	13	
		5370-169-045	24		
		5370-169-042	90		
	EM-100-20	5370-169-040	6	13	
		5370-169-072	24		
		5370-169-041	90		
	EM-180-20	5370-169-050	6	13	
		5370-169-071	24		
		5370-169-051	90		
	EM-210-20	5371-169-022	6	13	
		5371-169-034	24		
		5371-169-023	90		
	EM-215-20	5371-169-076	90	13	
	Motor Brake	EM-50-20MB	5370-169-047	6	13
			5370-169-062	24	
5370-169-048			90		
EM-180-20MB		5370-169-053	6	13	
		5370-169-073	24		
		5370-169-054	90		
EM-210-20MB		5371-169-025	6	13	
		5371-169-035	24		
		5371-169-026	90		
Input Clutch Module	EM-50-30	5370-270-019	6	13	
		5370-270-052	24		
		5370-270-016	90		
	EM-100-30	5370-270-047	6	13	
		5370-270-054	24		
		5370-270-048	90		
	EM-180-30	5370-270-049	6	13	
		5370-270-053	24		
		5370-270-050	90		
	EM-210-30	5371-270-023	6	13	
		5371-270-026	24		
		5371-270-024	90		
Output Clutch Module	EM-50-40	5370-536-008	-	13	
	EM-100-40	5370-536-007		13	
	EM-180-40	5370-536-009		13	
	EM-210-40	5371-536-005		13	

**UniModules - UM**

Description	Model	Part No.	Voltage	Pg. No.
Clutch/Brake UniModule Fully Assembled Brake/Clutch Unit	UM-50-1020	5370-273-016	6	27
		5370-273-018	24	
		5370-273-017	90	
	UM-50-2030	5370-273-021	6	27
		5370-237-023	24	
		5370-273-022	90	
	UM-100-1020	5370-273-026	6	27
		5370-273-028	24	
		5370-273-027	90	
	UM-100-2030	5370-273-031	6	27
		5370-273-033	24	
		5370-273-032	90	
	UM-180-1020	5370-273-006	6	27
		5370-273-008	24	
		5370-273-007	90	
UM-180-2030	5370-273-011	6	27	
	5370-273-013	24		
	5370-273-012	90		
UM-210-1020	5371-273-002	6	27	
	5371-273-004	24		
	5371-273-003	90		
UM-210-2030	5371-273-007	6	27	
	5371-273-009	24		
	5371-273-008	90		
UM-215-1020	5371-273-076	6	27	
	5371-273-077	24		
	5371-273-078	90		
UM-215-2030	5371-273-043	6	27	
	5371-273-044	24		
	5371-273-045	90		
Clutch UniModule Fully Assembled Clutch Unit	UM-50-1040	5370-271-004	6	27
		5370-271-006	24	
		5370-271-005	90	
	UM-50-3040	5370-271-009	6	27
		5370-271-011	24	
		5370-271-010	90	
	UM-100-1040	5370-271-024	6	27
		5370-271-026	24	
		5370-271-025	90	
	UM-100-3040	5370-271-029	6	27
		5370-271-031	24	
		5370-271-030	90	
	UM-180-1040	5370-271-014	6	27
		5370-271-016	24	
		5370-271-015	90	
UM-180-3040	5370-271-019	6	27	
	5370-271-021	24		
	5370-271-020	90		
UM-210-1040	5371-271-002	6	27	
	5371-271-004	24		
	5371-271-003	90		
UM-210-3040	5371-271-007	6	27	
	5371-271-009	24		
	5371-271-008	90		
UM-215-1040	5371-271-026	6	27	
	5371-271-027	24		
	5371-271-028	90		
UM-215-3040	5371-271-021	6	27	
	5371-271-022	24		
	5371-271-023	90		
UM 1020 with Pre-Installed Controls (CBC 150-1)	UM-50-1020	5370-9		27
	UM-100-1020	5370-10		
	UM-180-1020	5370-273-122		
	UM-210-1020	5371-4		
	UM-215-1020	5371-273-090		

**C-face Compatible Units**

**UniModules – Ceramic Faced – UM-C**

Description	Model	Part No.	Voltage	Pg. No.
C-face Mount	UM-50-1020-C	5370-273-077	6	37
		5370-273-078	24	
		5370-273-079	90	
	UM-180-1020-C	5370-273-073	6	37
		5370-273-074	24	
		5370-273-075	90	
	UM-210-1020-C	5371-273-035	6	37
		5371-273-036	24	
		5371-273-037	90	
Base/Foot Mount	UM-50-2030-C	5370-273-085	6	37
		5370-273-086	24	
		5370-273-087	90	
	UM-180-2030-C	5370-273-081	6	37
		5370-273-082	24	
		5370-273-083	90	
	UM-210-2030-C	5371-273-039	6	37
		5371-273-040	24	
		5371-273-041	90	

**Enclosed UniModules – EUM**

Description	Model	Part No.	Voltage	Pg. No.	
C-face Mount	EUM-50-1020	5370-273-058	6	46	
		5370-273-059	24		
		5370-273-057	90		
	EUM-50-1040	5370-271-050	90	46	
	EUM-100-1020	5370-273-092	6	46	
		5370-273-093	24		
		5370-273-091	90		
	EUM-180-1020	5370-273-066	6	46	
		5370-273-067	24		
		5370-273-065	90		
	EUM-180-1040	5370-271-051	90	46	
	EUM-210-1020	5371-273-028	6	46	
		5371-273-029	24		
		5371-273-027	90		
	EUM-210-1040	5371-271-024	90	46	
	EUM-215-1020	5371-273-082	6	46	
		5371-273-083	24		
		5371-273-084	90		
	Base/Foot Mount	EUM-50-2030	5370-273-062	6	46
			5370-273-063	24	
			5370-273-061	90	
EUM-180-2030		5370-273-070	6	46	
		5370-273-071	24		
		5370-273-069	90		
EUM-210-2030		5371-273-032	6	46	
		5371-273-033	24		
		5371-273-031	90		

**Accessories for EM, UM, UM-C and EUM**

Description	Model	Part No.	Voltage	Pg. No.
Conduit Box	All Sizes	5370-101-042		13
Controls	CBC-150-1	6004-448-001	110 VAC	37, 128
	CBC-150-2	6004-448-002	220 VAC	37, 128
Base Mount Kits for 2030 and 3040	EM/UM-50/100	5370-101-004	—	27, 37
	EM/UM-180	5370-101-002		27, 37, 50
	EUM-50/100/180	5370-101-012		124
Motor Mount Kits for 20, 1020, 1040	EM/EUM/UM-210	5371-101-001		27, 37
	EM/EUM/UM-215			
	EM/UM-50/100	5370-101-010	—	27
Fan Kits for 1020	EM/UM-180	5370-101-012		27
	EUM-50/100/180			
	EM/EUM/UM-210 EM/EUM/UM-215	5371-101-012		27
Fan Kits for 1020	EUM-50/100	5370-101-055		37, 46
	UM-50-C			
	EUM-180 UM-180-C	5370-101-054		37, 46
	EUM-210 UM-210-C	5371-101-029		37, 46

**Enclosed UniModules – Washdown Models – EUM-W**

Description	Model	Part No.	Voltage	Pg. No.
C-face Mount	EUM-50-1020W	5370-273-100	6	46
		5370-273-101	24	
		5370-273-099	90	
	EUM-100-1020W	5370-273-108	6	46
		5370-273-109	24	
		5370-273-107	90	
	EUM-180-1020W	5370-273-116	6	46
		5370-273-117	24	
		5370-273-115	90	
	EUM-210-1020W	5371-273-056	6	46
		5371-273-057	24	
		5371-273-055	90	
	EUM-215-1020W	5371-273-086	6	46
		5371-273-087	24	
		5371-273-088	90	
Base/Foot Mount	EUM-50-2030W	5370-273-104	6	46
		5370-273-105	24	
		5370-273-103	90	
	EUM-180-2030W	5370-273-120	6	46
		5370-273-121	24	
		5370-273-119	90	
	EUM-210-2030W	5371-273-060	6	46
		5371-273-061	24	
		5371-273-059	90	

**Accessories for EUM-W**

Conduit Box	All Sizes	5370-101-047		46
Controls	CBC-150-1	6004-448-001	110 VAC	46
	All Sizes	CBC-150-2	6004-448-002	220 VAC 46
Base Mount	EUM-50W/180W	5370-101-047		46
Motor Mount	EUM-210W	5371-101-025		46
Motor Mount	EUM-50W	5370-101-049		46
	EUM-100W			
	EUM-180W			
Fan Kits	EUM-210W	5371-101-026		46
	EUM-215W			
	EUM-50W/100W		5370-101-060	
Fan Kits	EUM-180W	5370-101-061		46
	EUM-210W	5371-101-033		46

**Shaft Mounted Units**

**Electro Clutches - EC**

Description	Model	Part No.	Voltage	Pg. No.
EC-375	EC-375-1/2	5180-271-006	6	
		5180-271-004	24	53
		5180-271-009	90	
	EC-375-5/8	5180-271-002	6	
		5180-271-008	24	53
		5180-271-005	90	
EC-475	EC-475-5/8	5181-271-004	6	
		5181-271-008	24	53
		5181-271-007	90	
	EC-475-3/4	5181-271-003	6	
		5181-271-009	24	53
		5181-271-005	90	
	EC-475-7/8	5181-271-002	6	
		5181-271-010	24	53
		5181-271-006	90	
EC-650	EC-650-1	5281-271-004	6	
		5281-271-018	24	53
		5281-271-007	90	
	EC-650-1-1/8	5281-271-002	6	
		5281-271-019	24	53
		5281-271-005	90	
	EC-650-1-1/4	5281-271-009	6	
		5281-271-020	24	53
		5281-271-008	90	
	EC-650-1-3/8	5281-271-003	6	
		5281-271-016	24	53
		5281-271-006	90	
EC-825	EC-825-1-1/8	5282-271-002	6	
		5282-271-008	24	53
		5282-271-011	90	
	EC-825-1-1/4	5282-271-003	6	
		5282-271-009	24	53
		5282-271-012	90	
EC-825-1-3/8	5282-271-004	6		
	5282-271-010	24	53	
	5282-271-013	90		
EC-1000	EC-1000-1-3/8	5283-271-002	6	
		5283-271-010	24	53
		5283-271-003	90	
	EC-1000-1-1/2	5283-271-012	24	53
		5283-271-013	90	
	EC-1000-1-5/8	5283-271-004	6	
5283-271-011		24	53	
5283-271-005		90		
EC-1225	EC-1225-1-5/8	5284-271-008	6	
		5284-271-013	24	53
		5284-271-010	90	
	EC-1225-1-7/8	5284-271-002	6	
		5284-271-014	24	53
		5284-271-003	90	
	EC-1225-2-1/8	5284-271-004	6	
		5284-271-015	24	53
		5284-271-005	90	

**Electro Brakes - EB**

Description	Model	Part No.	Voltage	Pg. No.
EB-375	EB-375-1/2	5380-170-005	6	
		5380-170-006	24	59
		5380-170-004	90	
	EB-375-5/8	5380-170-003	6	
		5380-170-007	24	59
		5380-170-002	90	
EB-475	EB-475	5381-170-003	6	
		5381-170-004	24	59
		5381-170-002	90	
EB-650	EB-650	5382-170-003	6	
		5382-170-005	24	59
		5382-170-002	90	
EB-825	EB-825	5383-170-002	6	
		5383-170-004	24	59
		5383-170-005	90	
EB-1000	EB-1000	5384-170-003	6	
		5384-170-005	24	59
		5384-170-002	90	
EB-1225	EB-1225	5385-170-003	6	
		5385-170-005	24	59
		5385-170-002	90	

**Adapters for Electro Brakes**

Adapter No.	Part Number	Pg. No.
375-3/8	5380-101-005	108
375-7/8	5380-101-004	108
475-1-1/8	5381-101-003	108
650-1-3/8	5382-101-003	108
650-1-5/8	5382-101-002	108
1000-1-5/8	5384-101-008	60
1000-1-7/8	5384-101-007	60
1000-2-1/8	5384-101-010	60
1225-2-1/8	5385-101-008	60
1225-2-3/8	5383-101-007	60

**Bushings for Electro Brakes**

Bushing No.	Part Number	Pg. No.
1008	Specify Bore Size	111
	180-0410 to 180-0418	
1310	Specify Bore Size	111
	180-0421 to 180-0435	
H-1, H-2	Specify Bore Size	111
	180-0002 to 180-0018	
1615	Specify Bore Size	111
	180-0131 to 180-0149	
2517	Specify Bore Size	111
	180-0185 to 180-0217	

**Shaft Mounted Units**

**AT Clutches - ATC**

Description	Model	Part No.	Voltage	Pg. No.
ATC-25	ATC-25-1/2	5161-271-002	6	
		5161-271-010	24	69
		5161-271-003	90	
	ATC-25-5/8	5161-271-004	6	
		5161-271-011	24	69
		5161-271-005	90	
	ATC-25-3/4	5161-271-006	6	
		5161-271-012	24	69
		5161-271-007	90	
ATC-25-7/8	5161-271-008	6		
	5161-271-013	24	69	
	5161-271-009	90		
ATC-55	ATC-55-3/4	5162-271-002	6	
		5162-271-010	24	69
		5162-271-003	90	
	ATC-55-7/8	5162-271-004	6	
		5162-271-011	24	69
		5162-271-005	90	
	ATC-55-1	5162-271-006	6	
		5162-271-012	24	69
		5162-271-007	90	
ATC-55-1-1/8	5162-271-008	6		
	5162-271-013	24	69	
	5162-271-009	90		
ATC-115	ATC-115-1-1/8	5163-271-002	6	
		5163-271-010	24	69
		5163-271-003	90	
	ATC-115-1-1/4	5163-271-004	6	
		5163-271-011	24	69
		5163-271-005	90	
	ATC-115-1-3/8	5163-271-006	6	
		5163-271-012	24	69
		5163-271-007	90	
	ATC-115-1-1/2	5163-271-008	6	
		5163-271-013	24	69
		5163-271-009	90	

**AT Brakes - ATB**

Description	Model	Part No.	Voltage	Pg. No.
ATB-25	ATB-25-1/2	5191-170-002	6	
		5191-170-010	24	72
		5191-170-003	90	
	ATB-25-5/8	5191-170-004	6	
		5191-170-011	24	72
		5191-170-005	90	
	ATB-25-3/4	5191-170-006	6	
		5191-170-012	24	72
		5191-170-007	90	
ATB-25-7/8	5191-170-008	6		
	5191-170-013	24	72	
	5191-170-009	90		
ATB-55	ATB-55-3/4	5192-170-002	6	
		5192-170-010	24	72
		5192-170-003	90	
	ATB-55-7/8	5192-170-004	6	
		5192-170-011	24	72
		5192-170-005	90	
	ATB-55-1	5192-170-006	6	
		5192-170-012	24	72
		5192-170-007	90	
ATB-55-1-1/8	5192-170-008	6		
	5192-170-013	24	72	
	5192-170-009	90		
ATB-115	ATB-115-1-1/8	5193-170-002	6	
		5193-170-010	24	72
		5193-170-003	90	
	ATB-115-1-1/4	5193-170-004	6	
		5193-170-011	24	72
		5193-170-005	90	
	ATB-115-1-3/8	5193-170-006	6	
		5193-170-012	24	72
		5193-170-007	90	
	ATB-115-1-1/2	5193-170-008	6	
		5193-170-013	24	72
		5193-170-009	90	

**Stationary Field Clutches - SFP**

Description	Model	Part No.	Voltage	Pg. No.
SFP-250	SFP-250-3/8	5103-271-002	6	
		5103-271-006	24	75
		5103-271-010	90	
	SFP-250-7/16	5103-271-003	6	
		5103-271-007	24	75
		5103-271-011	90	
	SFP-250-1/2	5103-271-004	6	
		5103-271-009	24	75
		5103-271-012	90	
SFP-250-5/8	5103-271-005	6		
	5103-271-008	24	75	
	5103-271-013	90		

Description	Model	Part No.	Voltage	Pg. No.
SFP-400	SFP-400-1/2	5104-271-006	6	
		5104-271-016	24	75
		5104-271-021	90	
	SFP-400-5/8	5104-271-007	6	
		5104-271-017	24	75
		5104-271-022	90	
	SFP-400-3/4	5104-271-008	6	
		5104-271-018	24	75
		5104-271-023	90	
	SFP-400-7/8	5104-271-009	6	
		5104-271-019	24	75
		5104-271-024	90	
	SFP-400-1	5104-271-010	6	
		5104-271-020	24	75
		5104-271-025	90	

**Base Mounted Units**

**Electro Pack - EP**

Model	Part No.	Voltage	Pg. No.
EP-170	5633-273-002	6	77
	5633-273-003	24	
	5633-273-005	90	
EP-250	5130-273-031	6	77
	5130-273-032	24	
	5130-273-034	90	
EP-400	5131-273-009	6	77
	5131-273-010	24	
	5131-273-011	90	
EP-500	5230-273-003	6	77
	5230-273-011	24	
	5230-273-002	90	
EP-825	5231-273-003	6	77
	5231-273-004	24	
	5231-273-002	90	
EP-1000	5232-273-003	6	77
	5232-273-005	24	
	5232-273-002	90	
EP-1525	5234-273-003	6	77
	5234-273-002	90	
EP-1525HT	5234-273-017	24	77
	5234-273-012	90	

**Electro Pack - Ceramic Faced - EP-C**

Model	Part No.	Voltage	Pg. No.
EP-170-C	5633-273-018	24	84
	5633-273-019	90	
EP-250-C	5130-273-053	24	84
	5130-273-054	90	

**Spring-Set Brakes (Static Holding) - ERS**

Description	Model	Part No.	Voltage	Pg. No.
ERS	ERS-26	5158-170-016	24	93
		5158-170-015	90	
	ERS-42	5151-170-002	24	93
		5151-170-001	90	
	ERS-49	5155-170-002	24	93
		5155-170-001	90	
	ERS-57	5153-170-003	24	93
		5153-170-002	90	
	ERS-68	5154-170-002	24	93
		5154-170-001	90	

**ERS Mounting Flanges (Optional)**

Model	Part No.	Pg. No.
ERS-26	686-0182	93
ERS-42	686-0183	93
ERS-49	686-0184	93
ERS-57	686-0185	93
ERS-68	686-0186	93

**Spring-Set Electrically Released Brakes**

**ERS Splined Hubs - ERS**

Model	Bore Size	Part No.	Pg. No.
ERS-26	.250	5158-541-006	93
	.312	5158-541-007	93
	.375	5158-541-008	93
ERS-42	.375	5151-541-002	93
	.500	5151-541-003	93
	.625	5151-541-004	93
	.750	5151-541-005	93
ERS-49	.375	5155-541-002	93
	.500	5155-541-003	93
	.625	5155-541-004	93
	.750	5155-541-005	93
	.875	5155-541-006	93
	.500	5153-541-004	93
ERS-57	.625	5153-541-005	93
	.750	5153-541-006	93
	.875	5153-541-007	93
	1.000	5153-541-008	93
	1.000	5154-541-005	93
	1.125	5154-541-006	93
ERS-68	1.250	5154-541-007	93
	1.375	5154-541-008	93
	1.500	5154-541-009	93
Conduit Box		5154-101-001	93

**EM/ERS Spring-Set Brake Modules**

Model	Part No.	Voltage	Pg. No.
EM-50/ERS-42	5370-170-122	24	96
	5370-170-123	90	
EM-50/ERS-49	5370-170-124	24	96
	5370-170-125	90	
EM-180/ERS-57	5370-170-126	24	96
	5370-170-127	90	
EM-210/ERS-68	5371-170-042	24	96
	5371-170-043	90	

**Spring-Set Brakes - ERD**

Model	Part No.	Pg. No.
ERD 5		100
ERD 10		100
ERD 20		100
ERD 35		100
ERD 60		100
ERD 100		100
ERD 170		100
ERD 300		100
ERD Rectifiers	ACG830A1P1	103
	ACG830A1P2	103

**Electrically Released Brakes-Permanent Magnet**

**Permanent Magnet Brakes (Dynamic Cycling)**

Description	Model	Part No.	Voltage	Pg. No.
FB	FB-375-1/2	5390-170-021	90	107
		5390-170-024	24	
	FB-375-5/8	5390-170-022	90	107
		5390-170-023	24	
	FB-475	5391-170-009	90	107
5391-170-012		24		
FB-650	5392-170-007	90	107	
	5392-170-010	24		
ER	ER-375	Drawing I-25766	90	111
	ER-475	Drawing I-25755	90	111
	ER-650	Drawing I-25767	90	111
	ER-825 (N.D.)	Drawing I-25577	90	111
	ER-825 (H.D.)	Drawing I-25578	90	111
	ER-1225 (N.D.)	Drawing I-25619	36-75	111
	ER-1225 (H.D.)	Drawing I-25620	35-75	111

**UniModules - UM-FBC**

Description	Model	Part No.	Voltage	Pg. No.
Clutch/Brake UniModules	UM-50-1020FBC	5370-273-037	24	120
		5370-273-036	90	
	UM-100-1020FBC	5370-273-153	24	120
		5370-273-125	90	
	UM-180-1020FBC	5370-273-047	24	120
		5370-273-046	90	
	UM-210-1020FBC	5371-273-013	24	120
		5371-273-012	90	
	UM-215-1020FBC	5370-273-099	24	120
		5371-273-079	90	
	UM-50-2030FBC	5370-273-042	24	120
		5370-273-041	90	
	UM-100-2030FBC	5370-273-154	24	120
		5370-273-155	90	
	UM-180-2030FBC	5370-273-052	24	120
		5370-273-051	90	
UM-210-2030FBC	5371-273-018	24	120	
	5371-273-017	90		
UM-215-2030FBC	5371-273-100	24	120	
	5371-273-101	90		

**Accessories for UM-FBC, EUM-FBB/MBFB, and EM-FBB/FBC/MBFB**

Description	Model	Part No.	Voltage	Pg. No.
Conduit Box	All Sizes	5370-101-042		109
Controls All Sizes	CBC-160-1	6013-448-001	110 VAC	129
	CBC-160-2	6013-448-002	220 VAC	129
Base Mount Kits 2030 (FB only)	UM-50/100	5370-101-036	—	122
	UM-180	5370-101-037		122
	UM-210	5371-101-019		122
Motor Mount Kits for 20FBB and 1020FBC	EM/UM-50/100	5370-101-010	—	37, 121
	EM/UM-180			37, 121
	EUM-50/100/180	5370-101-012		
	EM/EUM/UM-210 EM/EUM/UM-215	5371-101-012		37, 121

**Shaft Mounted, Flange Mounted and C-face Compatible Units**

**Electro Modules**

Description	Model	Part No.	Voltage	Pg. No.
Brake Module	EM-50-20FBB	5370-169-066	24	133
		5370-169-058	90	
	EM-100-20FBB	5370-169-020	24	133
		5370-169-084	90	
	EM-180-20FBB	5370-169-068	24	133
		5370-169-059	90	
	EM-210-20FBB	5371-169-032	24	133
		5371-169-029	90	
	EM-215-20FBB	5371-169-100	24	133
		5371-169-054	90	
	EM-50-20FBC	5370-169-065	24	133
		5370-169-056	90	
EM-100-20FBC	5370-169-109	24	133	
	5370-169-108	90		
EM-180-20FBC	5370-169-067	24	133	
	5370-169-057	90		
EM-210-20FBC	5371-169-031	24	133	
	5371-169-028	90		
Motor Brake	EM-50-20MBFB	5370-169-063	24	133
		5370-169-060	90	
	EM-100-20MBFB	5370-169-007	24	133
		5370-169-085	90	
	EM-180-20MBFB	5370-169-069	24	133
		5370-169-061	90	
EM-210-7/8-20MBFB	5371-169-101	24	133	
	5371-169-072	90		
EM-210-20MBFB	5371-169-033	24	133	
	5371-169-030	90		

**Enclosed UniModules**

Description	Model	Part No.	Voltage	Pg. No.
Brake Module	EUM-50-20FBB-6	5370-169-983	90	127
		5370-169-986	90	
	EUM-100-20FBB-12	5370-169-989	90	127
		5370-169-992	90	
	EUM-100-20-FBB-21	5370-169-992	90	127
		5370-169-995	90	
	EUM-180-20FBB-12	5370-169-995	90	127
		5370-169-998	90	
	EUM-180-20FBB-21	5370-169-998	90	127
		5371-169-078	90	
	EUM-210-20FBB-32	5371-169-078	90	127
		5371-169-082	90	
EUM-210-20FBB-56	5371-169-082	90	127	
	5371-169-086	90		
EUM-215-20FBB-32	5371-169-086	90	127	
	5371-169-090	90		
Motor Brake	EUM-50-20MBFB-6	5370-169-965	90	127
		5370-169-968	90	
	EUM-100-20MBFB-12	5370-169-971	90	127
		5370-169-974	90	
	EUM-100-20MBFB-21	5370-169-974	90	127
		5370-169-977	90	
	EUM-180-20MBFB-12	5370-169-977	90	127
		5370-169-980	90	
	EUM-180-20MBFB-21	5370-169-980	90	127
		5371-169-064	90	
	EUM-210-7/8-20MBFB-32	5371-169-064	90	127
		5371-169-068	90	
EUM-210-7/8-20MBFB-56	5371-169-068	90	127	
	5371-169-056	90		
EUM-210-20MBFB-32	5371-169-056	90	127	
	5371-169-060	90		



Page	Model Number	Part Number	Service Parts Page	Page	Model Number	Part Number	Service Parts Page
75	SFP 250	5103-271-002		93	ERS 26	5158-541-006	
75	SFP 250	5103-271-003		93	ERS 26	5158-541-007	
75	SFP 250	5103-271-004		93	ERS 26	5158-541-008	
75	SFP 250	5103-271-005		69	ATC25	5161-271-002	202
75	SFP 250	5103-271-006		69	ATC25	5161-271-003	202
75	SFP 250	5103-271-007		69	ATC25	5161-271-004	202
75	SFP 250	5103-271-008		69	ATC25	5161-271-005	202
75	SFP 250	5103-271-009		69	ATC25	5161-271-006	202
75	SFP 250	5103-271-010		69	ATC25	5161-271-007	202
75	SFP 250	5103-271-011		69	ATC25	5161-271-008	202
75	SFP 250	5103-271-012		69	ATC25	5161-271-009	202
75	SFP 250	5103-271-013		69	ATC25	5161-271-010	202
75	SFP 400	5104-271-006		69	ATC25	5161-271-011	202
75	SFP 400	5104-271-007		69	ATC25	5161-271-012	202
75	SFP 400	5104-271-008		69	ATC25	5161-271-013	202
75	SFP 400	5104-271-009		69	ATC55	5162-271-002	202
75	SFP 400	5104-271-010		69	ATC55	5162-271-003	202
75	SFP 400	5104-271-016		69	ATC55	5162-271-004	202
75	SFP 400	5104-271-017		69	ATC55	5162-271-005	202
75	SFP 400	5104-271-018		69	ATC55	5162-271-006	202
75	SFP 400	5104-271-019		69	ATC55	5162-271-007	202
75	SFP 400	5104-271-020		69	ATC55	5162-271-008	202
75	SFP 400	5104-271-021		69	ATC55	5162-271-009	202
75	SFP 400	5104-271-022		69	ATC55	5162-271-010	202
75	SFP 400	5104-271-023		69	ATC55	5162-271-011	202
75	SFP 400	5104-271-024		69	ATC55	5162-271-012	202
75	SFP 400	5104-271-025		69	ATC55	5162-271-013	202
77	EP250	5130-273-031	206	69	ATC115	5163-271-002	202
77	EP250	5130-273-032	206	69	ATC115	5163-271-003	202
77	EP250	5130-273-034	206	69	ATC115	5163-271-004	202
84	EP 250C	5130-273-053		69	ATC115	5163-271-005	202
84	EP 250C	5130-273-054		69	ATC115	5163-271-006	202
77	EP400	5131-273-009	206	69	ATC115	5163-271-007	202
77	EP400	5131-273-010	206	69	ATC115	5163-271-008	202
77	EP400	5131-273-011	206	69	ATC115	5163-271-009	202
93	ERS 42	5151-170-001		69	ATC115	5163-271-010	202
93	ERS 42	5151-170-002		69	ATC115	5163-271-011	202
93	ERS 42	5151-541-002		69	ATC115	5163-271-012	202
93	ERS 42	5151-541-003		69	ATC115	5163-271-013	202
93	ERS 42	5151-541-004		53	EC375	5180-271-002	190
93	ERS 42	5151-541-005		53	EC375	5180-271-004	190
93	ERS 57	5153-170-002		53	EC375	5180-271-005	190
93	ERS 57	5153-170-003		53	EC375	5180-271-006	190
93	ERS 57	5153-541-004		53	EC375	5180-271-008	190
93	ERS 57	5153-541-005		53	EC375	5180-271-009	190
93	ERS 57	5153-541-006		53	EC475	5181-271-002	190
93	ERS 57	5153-541-007		53	EC475	5181-271-003	190
93	ERS 57	5153-541-008		53	EC475	5181-271-004	190
93	ERS 68	5154-170-001		53	EC475	5181-271-005	190
93	ERS 68	5154-170-002		53	EC475	5181-271-006	190
93	ERS 68	5154-541-005		53	EC475	5181-271-007	190
93	ERS 68	5154-541-006		53	EC475	5181-271-008	190
93	ERS 68	5154-541-007		53	EC475	5181-271-009	190
93	ERS 68	5154-541-008		53	EC475	5181-271-010	190
93	ERS 68	5154-541-009		72	ATB25	5191-170-002	204
93	ERS 49	5155-170-001		72	ATB25	5191-170-003	204
93	ERS 49	5155-170-002		72	ATB25	5191-170-004	204
93	ERS 49	5155-541-002		72	ATB25	5191-170-005	204
93	ERS 49	5155-541-003		72	ATB25	5191-170-006	204
93	ERS 49	5155-541-004		72	ATB25	5191-170-007	204
93	ERS 49	5155-541-005		72	ATB25	5191-170-008	204
93	ERS 49	5155-541-006		72	ATB25	5191-170-009	204
93	ERS 26	5158-170-015		72	ATB25	5191-170-010	204
93	ERS 26	5158-170-016		72	ATB25	5191-170-011	204

**Service Parts**

Page	Model Number	Part Number	Service Parts Page
72	ATB25	5191-170-012	204
72	ATB25	5191-170-013	204
72	ATB55	5192-170-002	204
72	ATB55	5192-170-003	204
72	ATB55	5192-170-004	204
72	ATB55	5192-170-005	204
72	ATB55	5192-170-006	204
72	ATB55	5192-170-007	204
72	ATB55	5192-170-008	204
72	ATB55	5192-170-009	204
72	ATB55	5192-170-010	204
72	ATB55	5192-170-011	204
72	ATB55	5192-170-012	204
72	ATB55	5192-170-013	204
72	ATB115	5193-170-002	204
72	ATB115	5193-170-003	204
72	ATB115	5193-170-004	204
72	ATB115	5193-170-005	204
72	ATB115	5193-170-006	204
72	ATB115	5193-170-007	204
72	ATB115	5193-170-008	204
72	ATB115	5193-170-009	204
72	ATB115	5193-170-010	204
72	ATB115	5193-170-011	204
72	ATB115	5193-170-012	204
72	ATB115	5193-170-013	204
77	EP500	5230-273-002	208
77	EP500	5230-273-003	208
77	EP500	5230-273-011	208
77	EP825	5231-273-002	209
77	EP825	5231-273-003	209
77	EP825	5231-273-004	209
77	EP1000	5232-273-002	210
77	EP1000	5232-273-003	210
77	EP1000	5232-273-005	210
77	EP1525	5234-273-002	212
77	EP1525	5234-273-003	212
77	EP1525 HT	5234-273-012	212
77	EP1525 HT	5234-273-017	212
114	ER825	5250-25	217
114	ER825	5250-30	217
114	ER1225	5252-4	217
114	ER1225	5252-9	217
113	ER375	5254-1	216
113	ER475	5255-5	216
113	ER475	5255-6	216
113	ER650	5256-6	216
113	ER650	5256-7	216
53	EC650	5281-271-002	190
53	EC650	5281-271-003	190
53	EC650	5281-271-004	190
53	EC650	5281-271-005	190
53	EC650	5281-271-006	190
53	EC650	5281-271-007	190
53	EC650	5281-271-008	190
53	EC650	5281-271-009	190
53	EC650	5281-271-016	190
53	EC650	5281-271-018	190
53	EC650	5281-271-019	190
53	EC650	5281-271-020	190
53	EC825	5282-271-002	192
53	EC825	5282-271-003	192
53	EC825	5282-271-004	192
53	EC825	5282-271-008	192

Page	Model Number	Part Number	Service Parts Page
53	EC825	5282-271-009	192
53	EC825	5282-271-010	192
53	EC825	5282-271-011	192
53	EC825	5282-271-012	192
53	EC825	5282-271-013	192
53	EC1000	5283-271-002	194
53	EC1000	5283-271-003	194
53	EC1000	5283-271-004	194
53	EC1000	5283-271-005	194
53	EC1000	5283-271-010	194
53	EC1000	5283-271-011	194
53	EC1000	5283-271-012	194
53	EC1000	5283-271-013	194
53	EC1225	5284-271-002	194
53	EC1225	5284-271-003	194
53	EC1225	5284-271-004	194
53	EC1225	5284-271-005	194
53	EC1225	5284-271-008	194
53	EC1225	5284-271-010	194
53	EC1225	5284-271-013	194
53	EC1225	5284-271-014	194
53	EC1225	5284-271-015	194
27	UM-50-1020/CBC-150	5370-9	176
27	UM100-1020/CBC150	5370-10	176
133	EM 100-20MBFB	5370-169-007	223
133	EM 100-20FBB	5370-169-020	222
13	EM100-20	5370-169-040	170
13	EM100-20	5370-169-041	170
13	EM50-20	5370-169-042	170
13	EM50-20	5370-169-043	170
13	EM50-20	5370-169-045	170
13	EM50-20MB	5370-169-047	172
13	EM50-20MB	5370-169-048	172
13	EM180-20	5370-169-050	170
13	EM180-20	5370-169-051	170
13	EM180-20MB	5370-169-053	172
13	EM180-20MB	5370-169-054	172
133	EM 50-20FBC	5370-169-056	224
133	EM 180-20FBC	5370-169-057	224
133	EM 50-20FBB	5370-169-058	222
133	EM 180-20FBB	5370-169-059	222
133	EM 50-20MBFB	5370-169-060	223
133	EM 180-20MBFB	5370-169-061	223
13	EM50-20MB	5370-169-062	172
133	EM 50-20MBFB	5370-169-063	223
133	EM 50-20FBC	5370-169-065	224
133	EM 50-20FBB	5370-169-066	222
133	EM 180-20FBC	5370-169-067	224
133	EM 180-20FBB	5370-169-068	222
133	EM 180-20MBFB	5370-169-069	223
13	EM180-20	5370-169-071	170
13	EM100-20	5370-169-072	170
13	EM180-20MB	5370-169-073	172
133	EM 100-20FBB	5370-169-084	222
133	EM 100-20MBFB	5370-169-085	223
133	EM 100-20FBC	5370-169-108	224
133	EM 100-20FBC	5370-169-109	224
127	EUM50-20MBFB-6	5370-169-965	
127	EUM50-20MBFB-10	5370-169-968	
127	EUM100-20MBFB-12	5370-169-971	
127	EUM100-20MBFB-21	5370-169-974	
127	EUM180-20MBFB-12	5370-169-977	
127	EUM180-20MBFB-21	5370-169-980	
127	EUM50-20FBB-6	5370-169-983	

**Service Parts**

Page	Model Number	Part Number	Service Parts Page	Page	Model Number	Part Number	Service Parts Page
127	EUM50-20FBB-10	5370-169-986		27	UM 100-2030	5370-273-031	180
127	EUM100-20FBB-12	5370-169-989		27	UM 100-2030	5370-273-032	180
127	EUM-100-20FBB-21	5370-169-992		27	UM 100-2030	5370-273-033	180
127	EUM180-20FBB-12	5370-169-995		120	UM 50-1020FBC	5370-273-036	218
127	EUM180-20FBB-21	5370-169-998		120	UM 50-1020FBC	5370-273-037	218
96	EM 50/ERS-42	5370-170-122		120	UM 50-2030FBC	5370-273-041	220
96	EM 50/ERS-42	5370-170-123		120	UM 50-2030FBC	5370-273-042	220
96	EM 50/ERS-49	5370-170-124		120	UM 180-1020FBC	5370-273-046	218
96	EM 50/ERS-49	5370-170-125		120	UM 180-1020FBC	5370-273-047	218
96	EM 180/ERS-57	5370-170-126		120	UM 180-2030FBC	5370-273-051	220
96	EM 180/ERS-57	5370-170-127		120	UM 180-2030FBC	5370-273-052	220
13	EM50-10	5370-270-015	169	46	EUM 50-1020	5370-273-057	184
13	EM50-30	5370-270-016	174	46	EUM 50-1020	5370-273-058	184
13	EM180-10	5370-270-017	169	46	EUM 50-1020	5370-273-059	184
13	EM50-30	5370-270-019	174	46	EUM 50-2030	5370-273-061	188
13	EM50-10	5370-270-020	169	46	EUM 50-2030	5370-273-062	188
13	EM180-10	5370-270-021	169	46	EUM 50-2030	5370-273-063	188
13	EM50-10	5370-270-030	169	46	EUM180-1020	5370-273-065	184
13	EM100-10	5370-270-045	169	46	EUM180-1020	5370-273-066	184
13	EM100-10	5370-270-046	169	46	EUM180-1020	5370-273-067	184
13	EM100-30	5370-270-047	174	46	EUM180-2030	5370-273-069	188
13	EM100-30	5370-270-048	174	46	EUM180-2030	5370-273-070	188
13	EM180-30	5370-270-049	174	46	EUM180-2030	5370-273-071	188
13	EM180-30	5370-270-050	174	37	UM 180-1020C	5370-273-073	
13	EM 50-30	5370-270-052	174	37	UM 180-1020C	5370-273-074	
13	EM180-30	5370-270-053	174	37	UM 180-1020C	5370-273-075	
13	EM100-30	5370-270-054	174	37	UM 50-1020C	5370-273-077	
13	EM180-10	5370-270-055	169	37	UM 50-1020C	5370-273-078	
13	EM100-10	5370-270-056	169	37	UM 50-1020C	5370-273-079	
27	UM 50-1040	5370-271-004	178	37	UM 180-2030C	5370-273-081	
27	UM 50-1040	5370-271-005	178	37	UM 180-2030C	5370-273-082	
27	UM 50-1040	5370-271-006	178	37	UM 180-2030C	5370-273-083	
27	UM 50-3040	5370-271-009	182	37	UM 50-2030C	5370-273-085	
27	UM 50-3040	5370-271-010	182	37	UM 50-2030C	5370-273-086	
27	UM 50-3040	5370-271-011	182	37	UM 50-2030C	5370-273-087	
27	UM180-1040	5370-271-014	178	46	EUM100-1020	5370-273-091	184
27	UM180-1040	5370-271-015	178	46	EUM100-1020	5370-273-092	184
27	UM180-1040	5370-271-016	178	46	EUM100-1020	5370-273-093	184
27	UM180-3040	5370-271-019	182	46	EUM 50-1020W	5370-273-099	184
27	UM180-3040	5370-271-020	182	46	EUM 50-1020W	5370-273-100	184
27	UM180-3040	5370-271-021	182	46	EUM 50-1020W	5370-273-101	184
27	UM100-1040	5370-271-024	178	46	EUM 50-2030W	5370-273-103	188
27	UM100-1040	5370-271-025	178	46	EUM 50-2030W	5370-273-104	188
27	UM100-1040	5370-271-026	178	46	EUM 50-2030W	5370-273-105	188
27	UM100-3040	5370-271-029	182	46	EUM100-1020W	5370-273-107	184
27	UM100-3040	5370-271-030	182	46	EUM100-1020W	5370-273-108	184
27	UM100-3040	5370-271-031	182	46	EUM100-1020W	5370-273-109	184
46	EUM 50-1040	5370-271-050	186	46	EUM180-1020W	5370-273-115	184
46	EUM180-1040	5370-271-051	186	46	EUM180-1020W	5370-273-116	184
27	UM 180-1020	5370-273-006	176	46	EUM180-1020W	5370-273-117	184
27	UM 180-1020	5370-273-007	176	46	EUM180-2030W	5370-273-119	188
27	UM 180-1020	5370-273-008	176	46	EUM180-2030W	5370-273-120	188
27	UM 180-2030	5370-273-011	180	46	EUM180-2030W	5370-273-121	188
27	UM 180-2030	5370-273-012	180	27	UM 180-1020/CBC150	5370-273-122	176
27	UM 180-2030	5370-273-013	180	120	UM 100-1020FBC	5370-273-125	218
27	UM 50-1020	5370-273-016	176	120	UM 100-1020FBC	5370-273-153	218
27	UM 50-1020	5370-273-017	176	120	UM 100-2030FBC	5370-273-154	218
27	UM 50-1020	5370-273-018	176	120	UM 100-2030FBC	5370-273-155	218
27	UM 50-2030	5370-273-021	180	13	EM100-40	5370-536-007	175
27	UM 50-2030	5370-273-022	180	13	EM 50-40	5370-536-008	175
27	UM 50-2030	5370-273-023	180	13	EM180-40	5370-536-009	175
27	UM 100-1020	5370-273-026	176	27	UM 50-1020/CBC150	5370-9	176
27	UM 100-1020	5370-273-027	176	13	EM 210-20	5371-169-022	170
27	UM 100-1020	5370-273-028	176	13	EM 210-20	5371-169-023	170

### Service Parts

Page	Model Number	Part Number	Service Parts Page
13	EM 210-20MB	5371-169-025	172
13	EM 210-20MB	5371-169-026	172
133	EM 210-20FBC	5371-169-028	224
133	EM 210-20FBB	5371-169-029	222
133	EM 210-20MBFB	5371-169-030	223
133	EM 210-20FBC	5371-169-031	224
133	EM 210-20FBB	5371-169-032	222
133	EM 210-20MBFB	5371-169-033	223
13	EM 210-20	5371-169-034	170
13	EM 210-20MB	5371-169-035	172
133	EM 215-20FBB	5371-169-054	222
127	EUM 210-20MBFB-32	5371-169-056	
127	EUM 210-20MBFB-56	5371-169-060	
127	EUM 210-7/8-20MBFB-32	5371-169-064	
127	EUM 210-7/8-20MBFB-56	5371-169-068	
133	EM 210-7/8-20MBFB	5371-169-072	223
13	EM 215-20	5371-169-076	170
127	EUM 210-20FBB-32	5371-169-078	
127	EUM 210-20FBB-56	5371-169-082	
127	EUM 215-20FBB-32	5371-169-086	
127	EUM 215-20FBB-56	5371-169-090	
133	EM 215-20FBB	5371-169-100	222
133	EM 210-7/8-20MBFB	5371-169-101	223
96	EM 210/ERS-68	5371-170-042	
96	EM 210/ERS-68	5371-170-043	
13	EM 210-10	5371-270-009	169
13	EM 210-10	5371-270-011	169
13	EM 210-30	5371-270-023	174
13	EM 210-30	5371-270-024	174
13	EM 210-30	5371-270-026	174
13	EM 210-10	5371-270-027	169
27	UM 210-1040	5371-271-002	178
27	UM 210-1040	5371-271-003	178
27	UM 210-1040	5371-271-004	178
27	UM210-3040	5371-271-007	182
27	UM210-3040	5371-271-008	182
27	UM210-3040	5371-271-009	182
27	UM215-3040	5371-271-021	182
27	UM215-3040	5371-271-022	182
27	UM215-3040	5371-271-023	182
46	EUM210-1040	5371-271-024	186
27	UM215-1040	5371-271-026	178
27	UM215-1040	5371-271-027	178
27	UM215-1040	5371-271-028	178
27	UM210-1020	5371-273-002	176
27	UM210-1020	5371-273-003	176
27	UM210-1020	5371-273-004	176
27	UM210-2030	5371-273-007	180
27	UM210-2030	5371-273-008	180
27	UM210-2030	5371-273-009	180
120	UM210-1020FBC	5371-273-012	218
120	UM210-1020FBC	5371-273-013	218
120	UM210-2030FBC	5371-273-017	220
120	UM210-2030FBC	5371-273-018	220
46	EUM210-1020	5371-273-027	184
46	EUM210-1020	5371-273-028	184
46	EUM210-1020	5371-273-029	184
46	EUM210-2030	5371-273-031	188
46	EUM210-2030	5371-273-032	188
46	EUM210-2030	5371-273-033	188
37	UM 210-1020C	5371-273-035	
37	UM 210-1020C	5371-273-036	
37	UM 210-1020C	5371-273-037	
37	UM 210-2030C	5371-273-039	

Page	Model Number	Part Number	Service Parts Page
37	UM 210-2030C	5371-273-040	
37	UM 210-2030C	5371-273-041	
27	UM215-2030	5371-273-043	180
27	UM215-2030	5371-273-044	180
27	UM215-2030	5371-273-045	180
46	EUM210-1020W	5371-273-055	184
46	EUM210-1020W	5371-273-056	184
46	EUM210-1020W	5371-273-057	184
46	EUM210-2030W	5371-273-059	188
46	EUM210-2030W	5371-273-060	188
46	EUM210-2030W	5371-273-061	188
27	UM215-1020	5371-273-076	176
27	UM215-1020	5371-273-077	176
27	UM215-1020	5371-273-078	176
120	UM215-1020FBC	5371-273-079	
46	EUM215-1020	5371-273-082	184
46	EUM215-1020	5371-273-083	184
46	EUM215-1020	5371-273-084	184
46	EUM215-1020W	5371-273-086	184
46	EUM215-1020W	5371-273-087	184
46	EUM215-1020W	5371-273-088	184
27	UM215-1020/CBC150	5371-273-090	176
120	UM 215-2030FBC	5371-273-100	218
120	UM 215-2030FBC	5371-273-101	218
27	UM210-1020/CBC150	5371-4	176
13	EM210-40	5371-536-005	175
46	EUM210-1020W	5371-273-055	184
59	EB375	5380-170-002	196
59	EB375	5380-170-003	196
59	EB375	5380-170-004	196
59	EB375	5380-170-005	196
59	EB375	5380-170-006	196
59	EB375	5380-170-007	196
59	EB475	5381-170-002	196
59	EB475	5381-170-003	196
59	EB475	5381-170-004	196
59	EB650	5382-170-002	196
59	EB650	5382-170-003	196
59	EB650	5382-170-005	196
59	EB825	5383-170-002	198
59	EB825	5383-170-004	198
59	EB825	5383-170-005	198
59	EB1000	5384-170-002	200
59	EB1000	5384-170-003	200
59	EB1000	5384-170-005	200
59	EB1225	5385-170-002	200
59	EB1225	5385-170-003	200
59	EB1225	5385-170-005	200
107	FB375	5390-170-021	214
107	FB375	5390-170-022	214
107	FB375	5390-170-023	214
107	FB375	5390-170-024	214
107	FB475	5391-170-009	214
107	FB475	5391-170-012	214
107	FB650	5392-170-007	214
107	FB650	5392-170-010	214
77	EP170	5633-273-002	206
77	EP170	5633-273-003	206
77	EP170	5633-273-005	206
84	EP 170C	5633-273-018	
84	EP 170C	5633-273-019	

**Service Parts**

## Browning® Bushing

Shaft Size	Keyway Size	Bushing Number	
		Warner Electric	Browning
1/2	1/8 x 1/16	180-0002	H Type-1
9/16	1/8 x 1/16	180-0003	
5/8	3/16 x 3/32	180-0004	
11/16	3/16 x 3/32	180-0005	
3/4	3/16 x 3/32	180-0006	
13/16	3/16 x 3/32	180-0007	
7/8	3/16 x 3/32	180-0008	
15/16	1/4 x 1/8	180-0009	
1	1/4 x 1/8	180-0010	
1 1/16	1/4 x 1/8	180-0011	
1 1/8	1/4 x 1/8	180-0012	
1 3/16	1/4 x 1/8	180-0013	
1 1/4	1/4 x 1/8	180-0014	
1 5/16	5/16 x 5/32	180-0015	
1 3/8	5/16 x 5/32	180-0016	
1 7/16	3/8 x 3/16	180-0017	
1 1/2	3/8 x 3/16	180-0018	
3/4	3/16 x 3/32	180-0026	Q1 Type-1
13/16	3/16 x 3/32	180-0027	
7/8	3/16 x 3/32	180-0028	
15/16	1/4 x 1/8	180-0029	
1	1/4 x 1/8	180-0030	
1 1/16	1/4 x 1/8	180-0031	
1 1/8	1/4 x 1/8	180-0032	
1 3/16	1/4 x 1/8	180-0033	
1 1/4	1/4 x 1/8	180-0034	
1 5/16	5/16 x 5/32	180-0035	
1 3/8	5/16 x 5/32	180-0036	
1 7/16	3/8 x 3/16	180-0037	
1 1/2	3/8 x 3/16	180-0038	
1 9/16	3/8 x 3/16	180-0039	
1 5/8	3/8 x 3/16	180-0040	
1 11/16	3/8 x 3/16	180-0041	
1 3/4	3/8 x 3/16	180-0042	
1 13/16	1/2 x 1/4	180-0043	
1 7/8	1/2 x 1/4	180-0044	
1 15/16	1/2 x 1/4	180-0045	
2	1/2 x 1/4	180-0046	Q1 Type-2
2 1/16	1/2 x 1/4	180-0047	
2 1/8	1/2 x 1/4	180-0048	
2 3/16	1/2 x 1/4	180-0049	
2 1/4	1/2 x 1/4	180-0050	
2 5/16	5/8 x 5/16	180-0051	
2 3/8	5/8 x 5/16	180-0052	
2 7/16	5/8 x 5/16	180-0053	
2 1/2	5/8 x 5/16	180-0054	
2 9/16	5/8 x 5/16	180-0055	
2 5/8	5/8 x 5/16	180-0056	
2 11/16	5/8 x 5/16	180-0057	

(Browning® is registered to Emerson Electric Co.)

## Dodge Bushing

Shaft Size	Keyway Size	Bushing Number		
		Warner Electric	Dodge	
1/2	1/8 x 1/16	180-0101	1210	
9/16	1/8 x 1/16	180-0102		
5/8	3/16 x 3/32	180-0103		
11/16	3/16 x 3/32	180-0104		
3/4	3/16 x 3/32	180-0105		
13/16	3/16 x 3/32	180-0106		
7/8	3/16 x 3/32	180-0107		
15/16	1/4 x 1/8	180-0108		
1	1/4 x 1/8	180-0109		
1 1/16	1/4 x 1/8	180-0110		
1 1/8	1/4 x 1/8	180-0111		
1 3/16	1/4 x 1/8	180-0112		
1 1/4	1/4 x 1/8	180-0113		
1/2	1/8 x 1/16	180-0116		1215
9/16	1/8 x 1/16	180-0117		
5/8	3/16 x 3/32	180-0118		
11/16	3/16 x 3/32	180-0119		
3/4	3/16 x 3/32	180-0120		
13/16	3/16 x 3/32	180-0121		
7/8	3/16 x 3/32	180-0122		
15/16	1/4 x 1/8	180-0123		
1	1/4 x 1/8	180-0124		
1 1/16	1/4 x 1/8	180-0125		
1 1/8	1/4 x 1/8	180-0126		
1 3/16	1/4 x 1/8	180-0127		
1 1/4	1/4 x 1/8	180-0128		
1/2	1/8 x 1/16	180-0131	1615	
9/16	1/8 x 1/16	180-0132		
5/8	3/16 x 3/32	180-0133		
11/16	3/16 x 3/32	180-0134		
3/4	3/16 x 3/32	180-0135		
13/16	3/16 x 3/32	180-0136		
7/8	3/16 x 3/32	180-0137		
15/16	1/4 x 1/8	180-0138		
1	1/4 x 1/8	180-0139		
1 1/16	1/4 x 1/8	180-0140		
1 1/8	1/4 x 1/8	180-0141		
1 3/16	1/4 x 1/8	180-0142		
1 1/4	1/4 x 1/8	180-0143		
1 5/16	5/16 x 5/32	180-0144		
1 3/8	5/16 x 5/32	180-0145		
1 7/16	3/8 x 3/16	180-0146		
1 1/2	3/8 x 3/16	180-0147		
1 9/16	3/8 x 3/16	180-0148		
1 5/8	3/8 x 3/16	180-0149		
1/2	1/8 x 1/16	180-0155	2012	
9/16	1/8 x 1/16	180-0156		
5/8	3/16 x 3/32	180-0157		
11/16	3/16 x 3/32	180-0158		
3/4	3/16 x 3/32	180-0159		
13/16	3/16 x 3/32	180-0160		
7/8	3/16 x 3/32	180-0161		
15/16	1/4 x 1/8	180-0162		
1	1/4 x 1/8	180-0163		
1 1/16	1/4 x 1/8	180-0164		
1 1/8	1/4 x 1/8	180-0165		
1 3/16	1/4 x 1/8	180-0166		
1 1/4	1/4 x 1/8	180-0167		

Shaft Size	Keyway Size	Bushing Number	
		Warner Electric	Dodge
15/16	5/16 x 5/32	180-0168	2012
13/8	5/16 x 5/32	180-0169	
17/16	3/8 x 3/16	180-0170	
11/2	3/8 x 3/16	180-0171	
19/16	3/8 x 3/16	180-0172	
15/8	3/8 x 3/16	180-0173	
111/16	3/8 x 3/16	180-0174	
13/4	3/8 x 3/16	180-0175	
113/16	1/2 x 1/4	180-0176	
17/8	1/2 x 1/4	180-0177	
115/16	1/2 x 1/4	180-0178	
2	1/2 x 1/4	180-0179	
1/2	1/8 x 1/16	180-0185	
9/16	1/8 x 1/16	180-0186	
5/8	3/16 x 3/32	180-0187	
11/16	3/16 x 3/32	180-0188	
3/4	3/16 x 3/32	180-0189	
13/16	3/16 x 3/32	180-0190	
7/8	3/16 x 3/32	180-0191	
15/16	1/4 x 1/8	180-0192	
1	1/4 x 1/8	180-0193	
11/16	1/4 x 1/8	180-0194	
11/8	1/4 x 1/8	180-0195	
13/16	1/4 x 1/8	180-0196	
11/4	1/4 x 1/8	180-0197	
15/16	5/16 x 5/32	180-0198	
13/8	5/16 x 5/32	180-0199	
17/16	3/8 x 3/16	180-0200	
11/2	3/8 x 3/16	180-0201	
19/16	3/8 x 3/16	180-0202	
15/8	3/8 x 3/16	180-0203	
111/16	3/8 x 3/16	180-0204	
13/4	3/8 x 3/16	180-0205	
113/16	1/2 x 1/4	180-0206	
17/8	1/2 x 1/4	180-0207	
115/16	1/2 x 1/4	180-0208	
2	1/2 x 1/4	180-0209	
21/16	1/2 x 1/4	180-0210	
21/8	1/2 x 1/4	180-0211	
23/16	1/2 x 1/4	180-0212	
21/4	1/2 x 1/4	180-0213	
25/16	5/8 x 5/16	180-0214	
23/8	5/8 x 5/16	180-0215	
27/16	5/8 x 5/16	180-0216	
21/2	5/8 x 5/16	180-0217	
15/16	1/4 x 1/8	180-0223	
1	1/4 x 1/8	180-0224	
11/16	1/4 x 1/8	180-0225	
11/8	1/4 x 1/8	180-0226	
13/16	1/4 x 1/8	180-0227	
11/4	1/4 x 1/8	180-0228	
15/16	5/16 x 5/32	180-0229	
13/8	5/16 x 5/32	180-0230	
17/16	3/8 x 3/16	180-0231	
11/2	3/8 x 3/16	180-0232	
19/16	3/8 x 3/16	180-0233	
15/8	3/8 x 3/16	180-0234	

Shaft Size	Keyway Size	Bushing Number		
		Warner Electric	Dodge	
111/16	3/8 x 3/16	180-0235	3020	
13/4	3/8 x 3/16	180-0236		
113/16	1/2 x 1/4	180-0237		
17/8	1/2 x 1/4	180-0238		
115/16	1/2 x 1/4	180-0239		
2	1/2 x 1/4	180-0240		
21/16	1/2 x 1/4	180-0241		
21/8	1/2 x 1/4	180-0242		
23/16	1/2 x 1/4	180-0243		
21/4	1/2 x 1/4	180-0244		
25/16	5/8 x 5/16	180-0245		
23/8	5/8 x 5/16	180-0246		
27/16	5/8 x 5/16	180-0247		
21/2	5/8 x 5/16	180-0248		
29/16	5/8 x 5/16	180-0249		
25/8	5/8 x 5/16	180-0250		
211/16	5/8 x 5/16	180-0251		
23/4	5/8 x 5/16	180-0252		
213/16	3/4 x 3/8	180-0253		
27/8	3/4 x 3/8	180-0254		
215/16	3/4 x 3/8	180-0255		
3	3/4 x 3/8	180-0256		
15/16	1/4 x 1/8	180-0262		3030
1	1/4 x 1/8	180-0263		
11/16	1/4 x 1/8	180-0264		
11/8	1/4 x 1/8	180-0265		
13/16	1/4 x 1/8	180-0266		
11/4	1/4 x 1/8	180-0267		
15/16	5/16 x 5/32	180-0268		
13/8	5/16 x 5/32	180-0269		
17/16	3/8 x 3/16	180-0270		
11/2	3/8 x 3/16	180-0271		
19/16	3/8 x 3/16	180-0272		
15/8	3/8 x 3/16	180-0273		
111/16	3/8 x 3/16	180-0274		
13/4	3/8 x 3/16	180-0275		
113/16	1/2 x 1/4	180-0276		
17/8	1/2 x 1/4	180-0277		
115/16	1/2 x 1/4	180-0278		
2	1/2 x 1/4	180-0279		
21/16	1/2 x 1/4	180-0280		
21/8	1/2 x 1/4	180-0281		
23/16	1/2 x 1/4	180-0282		
21/4	1/2 x 1/4	180-0283		
215/16	5/8 x 5/16	180-0284		
23/8	5/8 x 5/16	180-0285		
27/16	5/8 x 5/16	180-0286		
21/2	5/8 x 5/16	180-0287		
29/16	5/8 x 5/16	180-0288		
25/8	5/8 x 5/16	180-0289		
211/16	5/8 x 5/16	180-0290		
23/4	5/8 x 5/16	180-0291		
213/16	3/4 x 3/8	180-0292		
27/8	3/4 x 3/8	180-0293		
215/16	3/4 x 3/8	180-0294		
3	3/4 x 3/8	180-0295		

Shaft Size	Keyway Size	Bushing Number	
		Warner Electric	Dodge
1/2	1/8 x 1/16	180-0326	1610
9/16	1/8 x 1/16	180-0327	
5/8	3/16 x 3/32	180-0328	
11/16	3/16 x 3/32	180-0329	
3/4	3/16 x 3/32	180-0330	
13/16	3/16 x 3/32	180-0331	
7/8	3/16 x 3/32	180-0332	
15/16	1/4 x 1/8	180-0333	
1	1/4 x 1/8	180-0334	
11/16	1/4 x 1/8	180-0335	
11/8	1/4 x 1/8	180-0336	
13/16	1/4 x 1/8	180-0337	
11/4	1/4 x 1/8	180-0338	
15/16	5/16 x 5/32	180-0339	
13/8	5/16 x 5/32	180-0340	
17/16	3/8 x 3/16	180-0341	
11/2	3/8 x 3/16	180-0342	
19/16	3/8 x 3/16	180-0343	
15/8	3/8 x 3/16	180-0344	
1/2	1/8 x 1/16	180-0410	1008
9/16	1/8 x 1/16	180-0411	
5/8	3/16 x 3/32	180-0412	
11/16	3/16 x 3/32	180-0413	
3/4	3/16 x 3/32	180-0414	
3/16	3/16 x 3/32	180-0415	
7/8	3/16 x 3/32	180-0416	
15/16	1/4 x 1/8	180-0417	
1	1/4 x 1/8	180-0418	
1/2	1/8 x 1/16	180-0421	1310
9/16	1/8 x 1/16	180-0422	
5/8	3/16 x 3/32	180-0423	
11/16	3/16 x 3/32	180-0424	
3/4	3/16 x 3/32	180-0425	
13/16	3/16 x 3/32	180-0426	
7/8	3/16 x 3/32	180-0427	
15/16	1/4 x 1/16	180-0428	
1	1/4 x 1/8	180-0429	
11/16	1/4 x 1/8	180-0430	
11/8	1/4 x 1/8	180-0431	
13/16	1/4 x 1/8	180-0432	
11/4	1/4 x 1/8	180-0433	
15/16	5/16 x 5/32	180-0434	
13/8	5/16 x 5/32	180-0435	

**Service Parts**