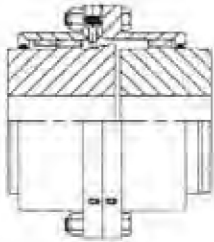


OTHER COUPLINGS AVAILABLE

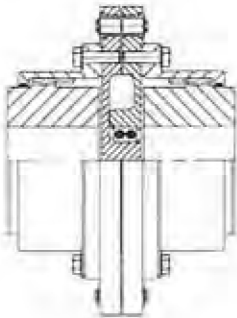
DS119 REV. 01

SERIES "F"



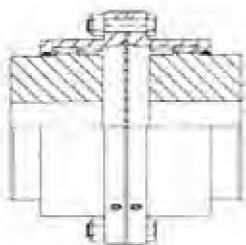
o Cutout Couplings.

Pairs of cutout couplings are commonly used on dual drives, having an auxiliary prime mover (usually an engine or turbine) for emergency use. The changeover is performed at standstill by disengaging the coupling on the primary driver and engaging the coupling on the standby drive. With one cutout coupling, a unidirectional drive can be disconnected to permit partial system reversal. The first unit of a tandem drive can be similarly cut out.



o Overload Release Types With Shear Pin

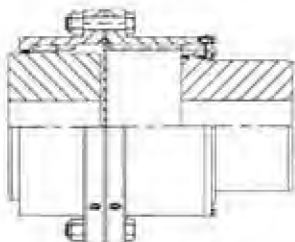
Easily replaceable shear pins, housed in hardened steel bushings. Pins are intended to shear at a pre-determined maximum load range, thereby disconnecting the driver and driven shafts. They are especially suited to protect equipment when jams occur.



o Slide Couplings

Slide couplings are an inexpensive exposed bolt coupling with varying slide capacities. They are commonly used on applications such as disc refiners in the pulp and paper industry, bridge drives on overhead traveling cranes and where the magnitude of thermal shaft growth precludes use of standard Series "F" couplings.

o Short Slide



o Medium Slide and Long Slide Types



DIST. AUTORIZADO

MEX (55) 53 63 23 31
QRO (442) 1 95 72 60

MTY (81) 83 54 10 18
ventas@industrialmagza.com